



# Subgroup on Innovation for agricultural productivity and sustainability

## 13<sup>th</sup> Meeting

7 March 2019

#RNSubInnovation - @EIPAGRI\_SP

# Subgroup on Innovation for agricultural productivity and sustainability

## 13<sup>th</sup> Meeting – 7 March 2019

- |               |   |
|---------------|---|
| 9:00 – 10:00  | Welcome and introduction – DG AGRI<br>Session I "Recent and future networking activities"                                       |
| 10:00 – 11:00 | Session II "Assessment study on OGs and its implications for the future"  |
| 11:00 – 11:30 | Coffee break  |
| 11:30 – 12:30 | Interactive part Session II "Assessment study on OGs and its implications for the future"                                       |
| 12:30 – 13:30 | Lunch break   |
| 13:30 – 15:00 | Session III "Strengthening the links between CAP and Horizon through the EIP-AGRI network: today and tomorrow"                  |
| 15:00 – 15:30 | Coffee break  |
| 15:30 – 16:30 | Interactive part Session III "Strengthening the links between CAP and Horizon through the EIP-AGRI network: today and tomorrow" |
| 16:30 – 16:45 | AOB / Wrap up / next steps  |





# Session II "Assessment study on OGs and its implications for the future"

## EIP-AGRI Operational Groups assessment 2018

SUBGROUP ON INNOVATION  
for agricultural productivity and sustainability  
13<sup>th</sup> meeting  
*7 March 2019*

13<sup>th</sup> Meeting of the  
Subgroup on Innovation





# Operational Groups Assessment 2018

EIP-AGRI Subgroup on Innovation

*March 7th 2019, Brussels*

*Steven Knotter (Expert)  
Daniela Kretz (Consultant)*



# Background and aims of the study

- ▶ Assessment of the state-of-play of the set-up and implementation of EIP-AGRI Operational Groups (until first quarter 2018)
- ▶ Insight into OGS'
  - Thematic focus, challenges addressed
  - Project approaches and partnership structures
  - External collaborations and networking
  - Results and dissemination strategies
  - Support received on regional/national and EU-level
- ▶ Input for DG AGRI/Service Point developing further support activities and preparing next programming period for EIP-AGRI



# You'll hear more about...

- ▶ The OG database and clustering exercise
- ▶ Results of the survey to ongoing OGs
- ▶ The case studies of 9 OGs
- ▶ Conclusions



## The OG database and clustering exercise



# Clustering exercise

- ▶ Collection and integration of datasets of 601 OGs into one excel (until first quarter 2018)
- ▶ Definition of cluster (sub)categories
- ▶ Assignment of all OGs to the different cluster categories
- ▶ Exercise by project team based on SFC keywords and project descriptions, validated by survey

## Considerations:

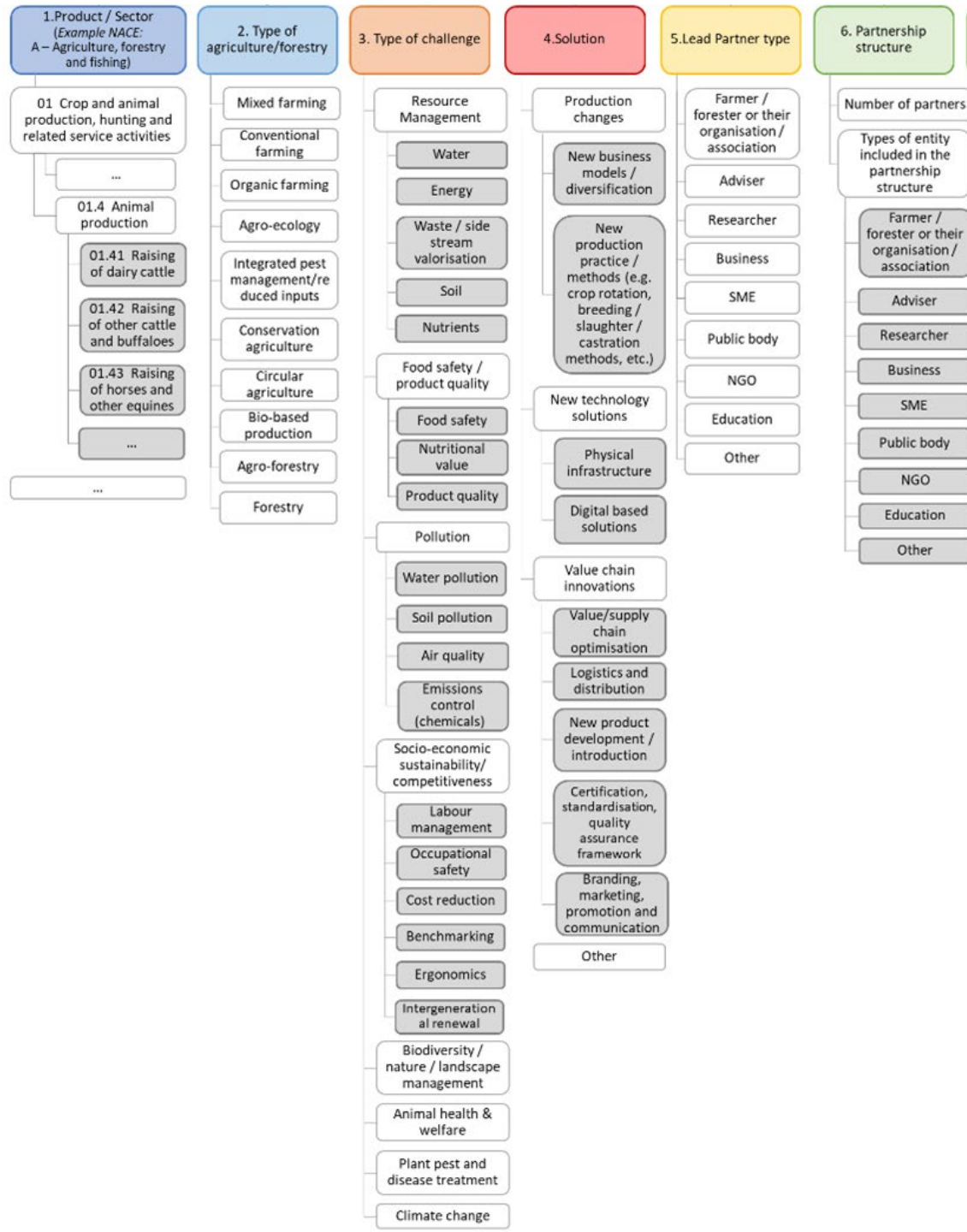
- ▶ Some information missing or too limited
- ▶ Cluster categories not mutually exclusive, so OGs attributable to more than one specific category





# Clustering exercise





# OG database analysis



Spread of the Operational Groups  
across various EU countries

Country	Count
Germany	109
France	105
Italy	96
Portugal	85
Spain	58
The Netherlands	44
Sweden	31
United Kingdom	18
Austria	13
Ireland	13
Belgium	10
Czech Republic	9
Finland	5
Lithuania	5
<b>Total</b>	<b>601</b>

# OG database analysis



## Lead partner and other partners

- ▶ OGs cover mix of partners and partnership structures
- ▶ Research organisations as main lead partners; other lead partner types well represented
- ▶ Farmers (organisations) most represented partner

Lead Partner Type	N° of OGs	%
Researcher / Research Institute	173	32%
Farmer/forester or their organisation/ association of farmers or foresters	112	20%
Business / SME	80	15%
Advisor	65	12%
Other	33	6%
Public body	20	4%
NGO	15	3%
Education	13	2%
<b>Total</b>	<b>511</b>	<b>100%</b>

Overall partner types	Amount
Farmer/forester or their organisation/ association of farmers or foresters	220
Researcher / Research Institute	182
Business / SME	115
Advisor	99
Public body	84
Education	60
Other	55
NGO	29
<b>Total number of partners in 239 OGs</b>	<b>844</b>

# Clustering exercise



## Type of agricultural / forestry activity

- ▶ Conventional farming main type of agriculture, but...
- ▶ Combination of 'organic', 'conservation', 'ecologic', 'circular', 'biobased' shows that majority of OGs (53%) have a focus on ecological/environmental sustainability

Type of agriculture/forestry activity	N° of OGs	%
Conventional farming	168	28%
Organic farming	121	20%
Conservation agriculture	75	13%
Integrated pest management/reduced inputs	69	12%
Agro-ecology	42	7%
Circular agriculture	41	7%
Bio-based production	33	6%
Mixed farming	24	4%
Agro-forestry	18	3%
Forestry	10	2%
<b>Total</b>	<b>601</b>	<b>100%</b>

# Clustering exercise



## OG agricultural challenge / opportunity faced

- ▶ Resource management main challenge
- ▶ Product quality also important
- ▶ Competitiveness in itself less prominent
- ▶ 'Animal health/welfare' and 'pest/disease treatment' (19%)
- ▶ 'Pollution', 'biodiversity' and 'climate change' combined substantial (17%)

Type of challenge	N° of OGs	%
Resource Management (total)	175	29%
Resource management (soil)	54	9%
Resource management (water)	40	7%
Resource management (nutrients)	39	6%
Resource management (waste/side stream valorisation)	32	5%
Resource management (energy)	7	1%
Resource management (not specified)	3	1%
Food safety / product quality	107	18%
Socio-economic sustainability/competitiveness	86	14%
Pest and disease treatment	59	10%
Animal health and welfare	54	9%
Pollution	41	7%
Biodiversity / nature / landscape management	40	7%
Climate change	20	3%
Other	19	3%
<b>Total</b>	<b>601</b>	<b>100%</b>



# Clustering exercise

## OG focus / solution

Focus of the project	N° of OGs	%
Production changes	326	55%
Value Chain innovations	144	24%
New technology solutions	105	18%
Other	17	3%
<b>Total</b>	<b>592</b>	<b>100%</b>

# Clustering exercise



## Correlation between the OG challenge / opportunity and its focus / solution

More than a quarter of OGs reply to challenges related to *resource management* (18%) or *food safety/product quality* (8.6%) through *changes in production methods*

	Production changes	New technology solutions	Value Chain innovations	Other	Total
Resource Management	106	31	34	4	175
Food safety / product quality	51	16	38	1	106
Pollution	27	9	2	2	40
Socio-economic sustainability/competitiveness	41	11	29	2	83
Biodiversity / nature / landscape management	15	9	11	3	38
Animal health and welfare	32	14	6	1	53
Pest and disease treatment	34	8	15	1	58
Climate change	13	2	5		20
Other: Please describe	7	5	4	3	19
<b>Total</b>	<b>326</b>	<b>105</b>	<b>144</b>	<b>17</b>	<b>592</b>



# Clustering exercise



## Correlation between OGs' type of agricultural activity and challenge / opportunity faced

	Resource Management	Food safety / product quality	Socio-economic sustainability	Pest and disease treatment	Animal health and welfare	Pollution	Biodiversity / nature / landscape	Climate change	Other	Total
Conventional farming	35	35	28	12	31	7	3	2	12	165
Organic farming	36	22	22	6	11	9	12	1	1	120
Conservation agriculture	25	11	4	6	2	9	13	4	1	75
Integrated pest management	9	12	4	30	3	6	1	3		68
Agro-ecology	16	5	7		1	3	6	2	2	42
Circular agriculture	26	2	6	2	1	3	1			41
Bio-based production	14	10	2	1	2	2	1	1		33
Mixed farming	6	6	6		3	2			1	24
Agro-forestry	3		5	1			2	5	2	18
Forestry	2	3	1	1			1	2		10
<b>Total</b>	<b>172</b>	<b>106</b>	<b>85</b>	<b>59</b>	<b>54</b>	<b>41</b>	<b>40</b>	<b>20</b>	<b>19</b>	<b>596</b>

# Clustering exercise



## Correlation between country and the type of agricultural/forestry approach

	Resource Management	Food safety / product quality	Pollution	Socio-economic sustainability	Biodiversity / nature / landscape	Animal health and welfare	Pest and disease treatment	Climate change	Other	Total
Austria	3	1	2	1		2	4			13
Belgium	2	2	3	1			1		1	10
Czech Republic	2	1	3	1	2					9
Finland	4	1								5
France	23	19	7	26	3	4	10	6	7	105
Germany	39	12		11	10	21	8	3	5	109
Ireland	5			2	6					13
Italy	29	10	14	14	11	3	5	5	4	95
Lithuania	2			1		1			1	5
Portugal	22	24	3	9	3	3	17	4		85
Spain	17	17	2	8	2	5	7			58
Sweden	4	11		3	1	9	2		1	31
The Netherlands	21	8	5	5	2	1	2	1		45
United Kingdom	2	1	2	4		5	3	1		18
<b>Total</b>	<b>175</b>	<b>107</b>	<b>41</b>	<b>86</b>	<b>40</b>	<b>54</b>	<b>59</b>	<b>20</b>	<b>19</b>	<b>601</b>



Questions so far?



## Results of the survey to ongoing OGs

# Survey analysis - Response



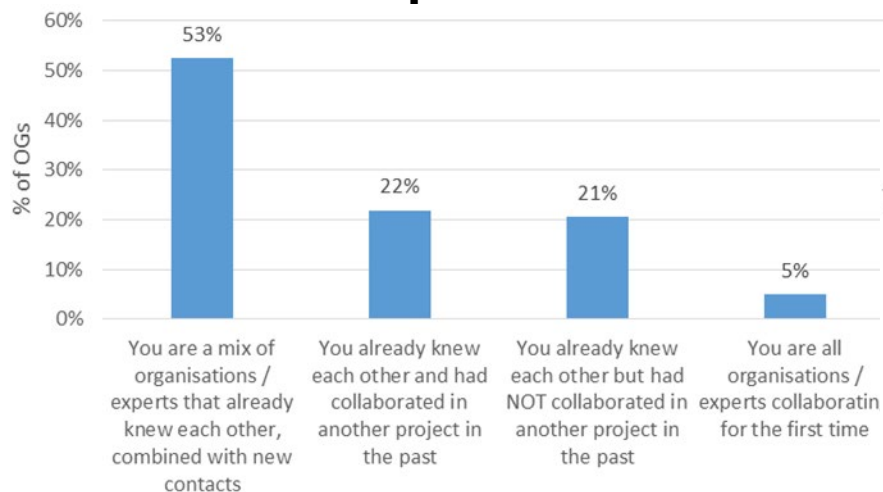
- ▶ To whole database of 611 OGs in 14 Member States
- ▶ June – July 2018 through Google Forms
- ▶ In English, Spanish, Italian, French and German
  
- ▶ Response of 236 OGs (39%)

# Survey analysis - Partnership

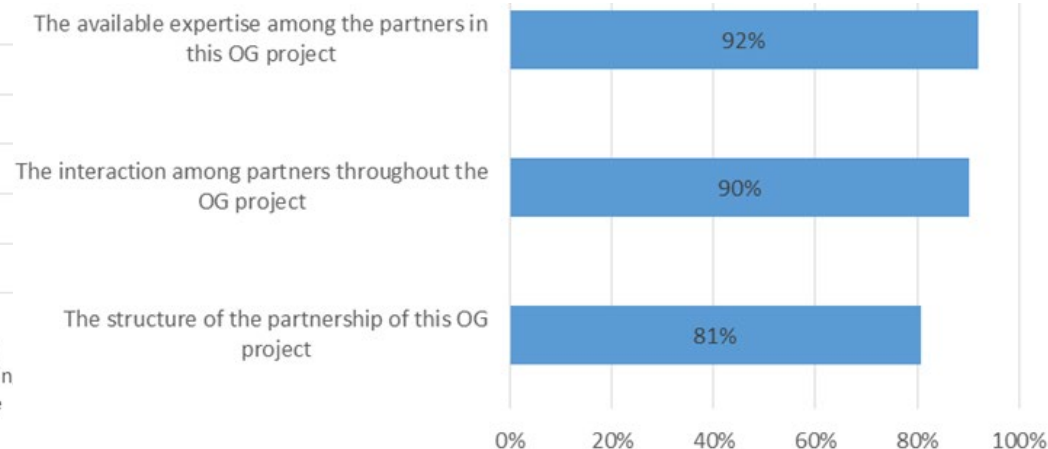


- ▶ 75% OGs include partners that had already previously cooperated
- ▶ 78% of partnerships are **newly formed** specifically for the OG project
- ▶ 92% OGs include farmers (organisations) as formal partners; 75% include research organisations
- ▶ 50% OGs include business/SMEs; circa 40% advisors and/or public actors; education (27%) and NGOs (12%) also represented
- ▶ Great majority (very) satisfied with the partnership structure, available expertise and interaction within their OG partnership

## OG Partnership Structure

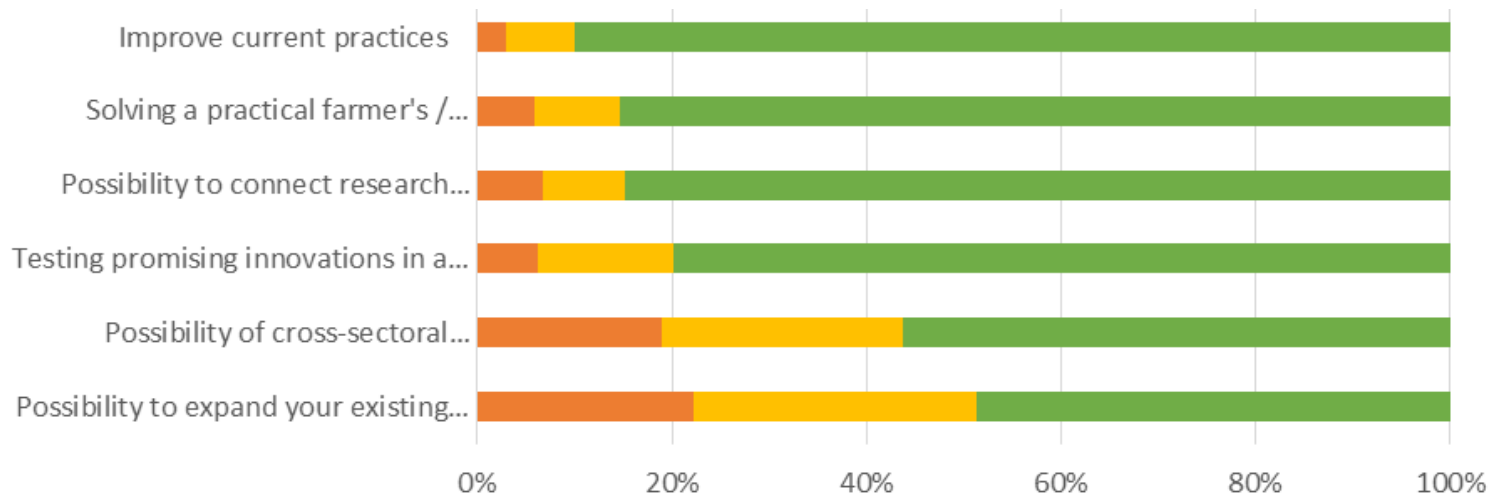


## Satisfaction with the structure, expertise and interaction in the project



# Survey analysis – OGs aims and motivation

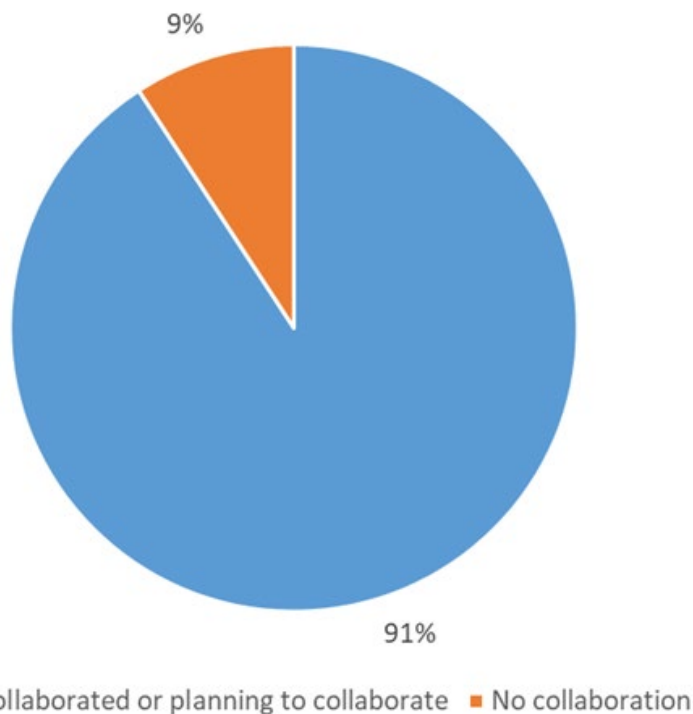
**Main reasons to start an OG = improving practices and solving practical problems by connecting to research and innovation**



	Possibility to expand your existing network to new partners / experts	Possibility of cross-sectoral cooperation	Testing promising innovations in a real setting in the farm or forest	Possibility to connect research with farming / forestry practice	Solving a practical farmer's / forester's problem	Improve current practices
■ Slightly/Not at all important	22%	19%	6%	7%	6%	3%
■ Important	29%	25%	14%	8%	9%	7%
■ Fairly/Very Important	49%	56%	80%	85%	85%	90%

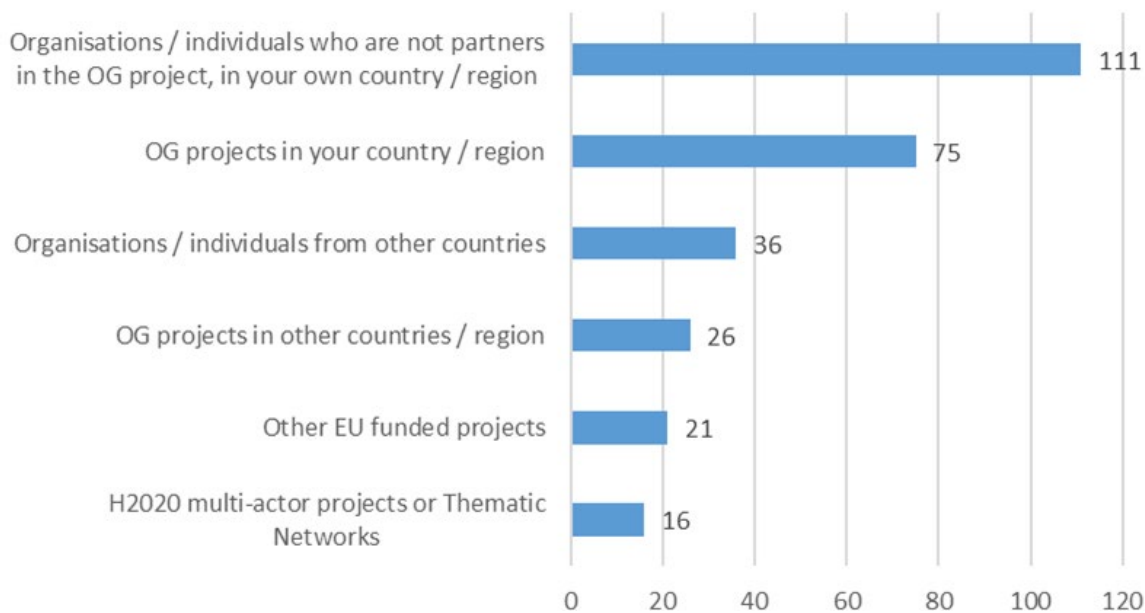
■ Slightly/Not at all important    ■ Important    ■ Fairly/Very Important

# Survey analysis - Collaboration



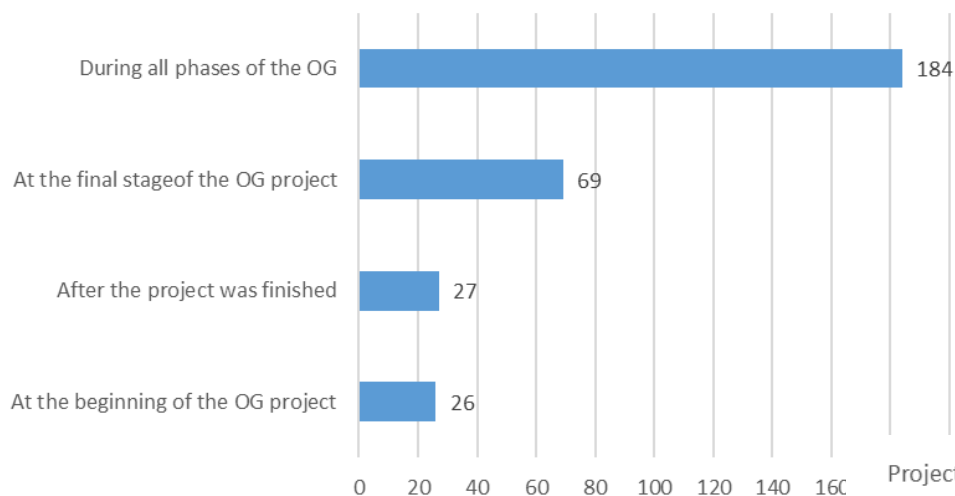
**The great majority of OGs are collaborating or plan to with external entities (91%!)**

- ▶ Mainly within own region/country
- ▶ Circa 26% across borders
- ▶ Circa 14% with H2020 or other EU projects
- ▶ Mainly limited to (informal) information exchange through existing contacts





# Survey analysis - Outcomes and dissemination



## Dissemination activities mostly throughout whole project period

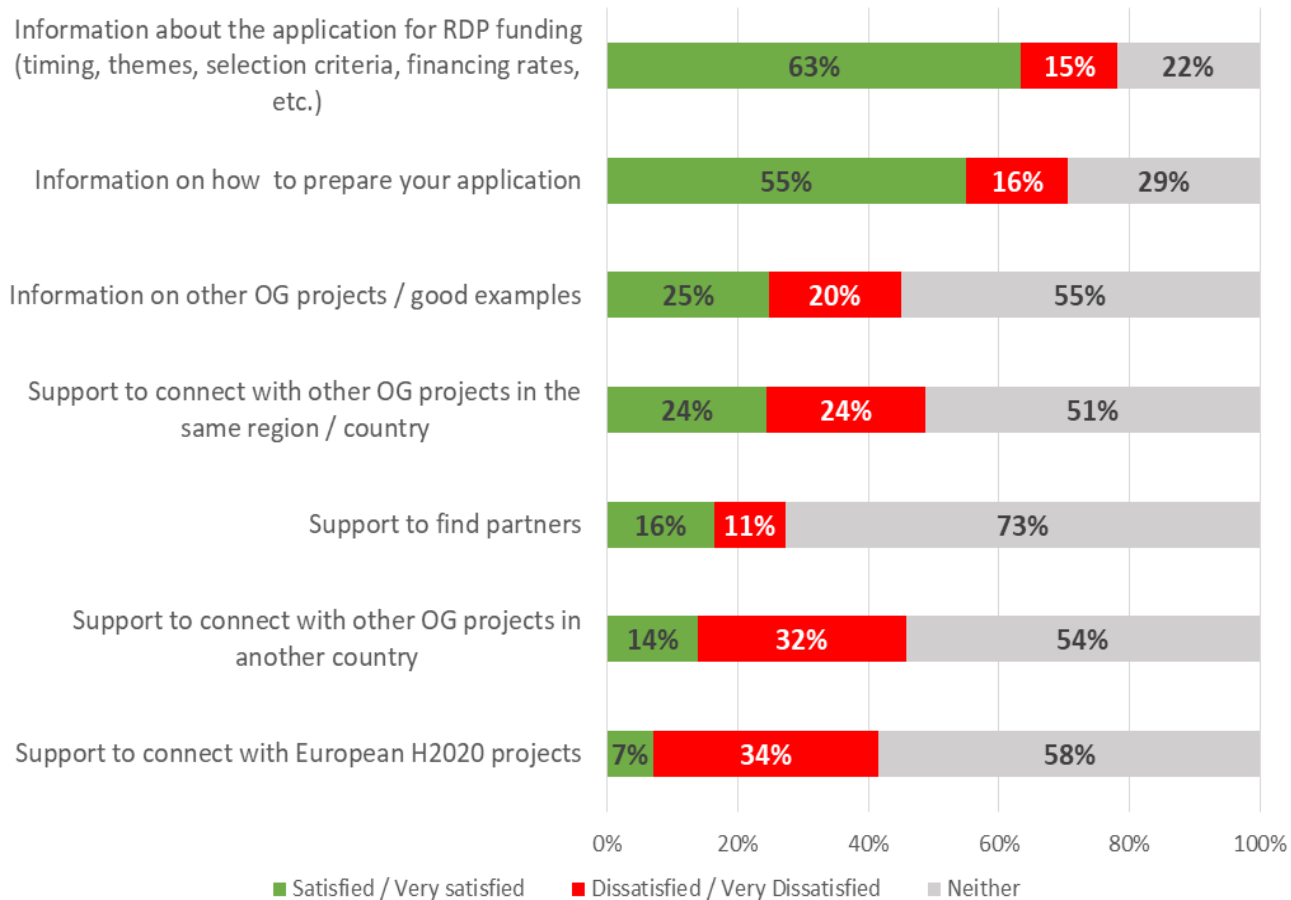
- ▶ Mainly using own channels
- ▶ Guidance/assistance for practitioners more limited
- ▶ Only 10% use EIP-AGRI or MA's website for wider dissemination



# Survey analysis – Support provided to OGs



- ▶ Majority of OGs (very) satisfied with the information in the application
- ▶ Quarter to third of OGs (very) dissatisfied with support to connect to other projects
- ▶ High rates of 'neither' striking – some aspects no support needed?





Questions anyone?



9 case studies

# Case studies



- ▶ Selection of 9 cases among survey respondents (from 9 countries)
- ▶ In-depth interviews with lead partner, again in EN, FR, DE, SP, IT (Nov 2018 – Jan 2019)
- ▶ Representative spread of categories (type of agri, challenge, solution)
- ▶ Topics to discuss, following up on the survey responses
  - ▶ Project / partnership set-up and structure
  - ▶ Main activities and expected outcomes
  - ▶ Collaboration with other projects, initiatives or actors
  - ▶ Results and dissemination
  - ▶ Support obtained throughout the project

# 9 Case Studies



	<b>Title</b>	<b>Country</b>
1	Plant for a customer	Belgium
2	BRIDE Biodiversity Regeneration In a Dairying Environment	Ireland
3	Vineyard 2.0	France
4	CompetitiveSouthBerries - Competitive and sustainable small fruits: innovative cultural techniques for the extension of the production season	Portugal
5	Working group extended suckling period	Austria
6	Control of additional water use in crop production - situational, site -specific and automated	Germany
7	GOFPE15: Operational Group for the Transition to Organic Farming on Agricultural and Livestock Farms	Spain
8	Optimization of conservation agricultural systems through better management of cultivation techniques	Italy
9	Infofusion Fusarium	Sweden

---

# Case studies – some key findings



- ▶ Strong experienced lead partners, with established own networks
- ▶ Wide variety of partnership compositions and configurations in service of project aims
- ▶ Commitment to serving farmers and their communities
- ▶ Substantial effort to involve farmers beyond the partnership, and take their point of view into account (testing/demonstration)
- ▶ Still lack of awareness of wider landscape of OGs, national as well as EU-wide
- ▶ Discovering the potential for collaboration, connecting to other (EU) projects



## Conclusions



# Conclusions



Confirmed **great interest** in the EIP-AGRI OG framework and instrument

- ▶ Since launch of study, number of OG has **increased** to almost 900, and growing
- ▶ Some MS launch a set of OG calls, both open and thematical aspects
- ▶ 91% of OGs are positive about their experience and **would recommend** other actors/organisations to become involved in an OG project
- ▶ OG partners highlight such projects could not have been realised with other national or European funding frameworks

# Conclusions



OGs focus on **tackling farmers' needs** in a practical and collaborative way

- ▶ OGs prove a **unique, versatile and flexible framework** to address various concrete bottom-up farmers' challenges/needs
- ▶ OGs do connect the farmer's community with **complementary external expertise** to help solve these challenges in variety of partnership compositions
- ▶ OG partnerships are indeed set up to (co)develop new/adapted **methods, tools, solutions, directly applicable by farmers**

# Conclusions



**Partnership and project structures** in three circles help connecting and disseminating to farmers' communities

- ▶ OG partnership usually consist of a few **core partners**, complemented by group of partners for practical parts of the project (2<sup>nd</sup> circle)
- ▶ Regular interaction and involvement of **wider target group** built into project structure through testing & demo activities
- ▶ **3<sup>rd</sup> circle** of up to 100 farmers/end-users not formally part of the partnership, testing new solutions in real farming practice and providing direct feedback
- ▶ This structuring ensures **efficient project coordination** while providing practical **feedback mechanism and dissemination channels** to farmers' community
- ▶ Farmers are still reluctant to take administrative lead as they lack the capacity and resources to deal with the related obligations (pre-financing)

# Conclusions



## Outcomes and dissemination

- ▶ OGs devote substantial attention to **dissemination in a variety of ways** throughout the project
- ▶ OGs interestingly **link rural-agricultural community with other sectors and industries**

## Support

- ▶ OGs **satisfied with administrative support** received: useful advice from Managing Authorities
- ▶ **Innovation support services also important** in setting up the right partnership structure and preparing the application

# Conclusions



OGs as vehicles to connect to other (rural) innovation initiatives and actors

- ▶ OGs **discovering the collaboration potential** beyond the scope of the own OG, and interested to explore further, even though no priority in current period yet
- ▶ 90% of OGs **established relations with organisations outside the partnership** or intend to do so, even though the current funding framework cannot cover all the costs for this
- ▶ **Need to better facilitate this**, e.g. by more structured and accessible information on the themes and approaches of OGs
- ▶ OGs would welcome **more pro-active support** for this by national/regional support structures
- ▶ Importance to communicate about OGs in a timely and complete way
  - ▶ E.g. making information available via the EIP Common format to make connections outside the OG possible (other OGs, H2020 projects, etc)



# Next steps

- ▶ **Two suggestions** to further improve the OG database and the clustering for both for analytical purposes and to facilitate connections between OGs and other EU funded projects
  - ▶ Minimum quality check of the basic OG information provided via SFC by MAs (descriptions sufficiently available and clear).
  - ▶ Use the clustering exercise to improve the online OG database, to better identify synergies between similar projects, and connect thematically relevant OGs at European level.

# Contact



**Steven Knotter (lead)**



[steven.knotter@ideaconsult.be](mailto:steven.knotter@ideaconsult.be)

02 300 85 02

**Daniela Kretz**



[daniela.kretz@ideaconsult.be](mailto:daniela.kretz@ideaconsult.be)

02 609 53 00