



## Bildung einer Operationellen Gruppe

**1** PROBLEM ODER INNOVATIVE IDEE IDENTIFIZIEREN



The illustration shows a farmer in a hat and overalls standing in a field with sheep. A thought bubble with a question mark is above his head. To the right, there is a clipboard with a drawing of a sheep and a first aid kit with a red cross.

**2** GEEIGNETE PARTNER FÜR DIE UMSETZUNG DES PROJEKTS SUCHEN




The illustration shows a man sitting at a desk with a computer. There are speech bubbles around him containing icons of people and a question mark. To the right, there are three colorful binders.

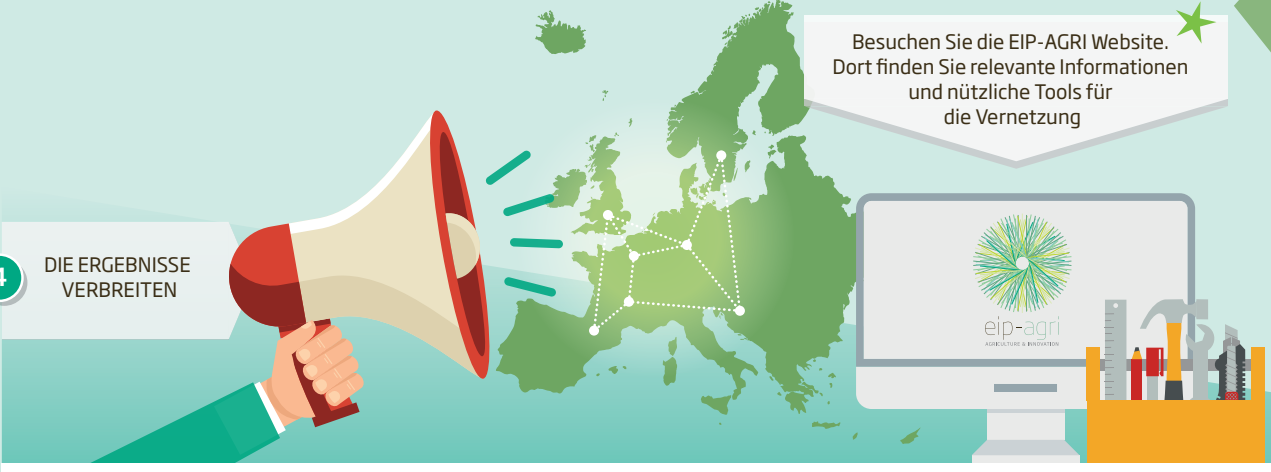
**3** DETAILS ZUSAMMENSTELLEN UND EINEN PLAN ERSTELLEN



The illustration features a computer monitor displaying the word 'Finanzierung' (Finance) and a search bar. Next to it is a blue piggy bank with the European Union flag. A hand is shown drawing a flowchart on a piece of paper with various icons like a target, a gear, and a lightbulb.

**4** DIE ERGEBNISSE VERBREITEN

Besuchen Sie die EIP-AGRI Website.  Dort finden Sie relevante Informationen und nützliche Tools für die Vernetzung



The illustration shows a hand holding a megaphone, symbolizing spreading information. In the background, there is a map of Europe with a network of dots and lines. To the right, a computer monitor displays the EIP-AGRI logo and the text 'eip-agri AGRICULTURE & INNOVATION'. Below the monitor is a desk with various office supplies like pens and a ruler.