

EUROPEAN
EVALUATION
HELPDESK
FOR RURAL DEVELOPMENT



SUMMARY REPORT

ASSESSMENT OF THE PROGRESS IN
IMPLEMENTING THE EVALUATION PLANS OF
RDPs 2014-2020. CHAPTER 2 OF THE
AIRs SUBMITTED IN 2020

APRIL 2021

Copyright notice

© European Union, 2021

Reproduction is authorised provided the source is acknowledged.

Recommended citation:

EUROPEAN COMMISSION – Directorate-General for Agriculture and Rural Development – Unit C.4 (2021): Assessment of the progress in implementing the Evaluation Plans of RDPs 2014-2020. Chapter 2 of the AIRs submitted in 2020. Summary Report. Brussels.

Disclaimer:

The information and views set out in this Summary Report are those of the author(s) and do not necessarily reflect the official opinion of the Commission. The Commission does not guarantee the accuracy of the data included in this Summary Report. Neither the Commission nor any person acting on the Commission's behalf may be held responsible for the use which may be made of the information contained therein.



The Evaluation Helpdesk is responsible for the evaluation function within the European Network for Rural Development (ENRD) by providing guidance on the evaluation of RDPs and policies falling under the remit and guidance of DG AGRI's Unit C.4 'Monitoring and Evaluation' of the European Commission (EC). In order to improve the evaluation of EU rural development policy the Evaluation Helpdesk supports all evaluation stakeholders, in particular DG AGRI, national authorities, RDP managing authorities and evaluators, through the development and dissemination of appropriate methodologies and tools; the collection and exchange of good practices; capacity building and communicating with network members on evaluation related topics.

Additional information about the activities of European Evaluation Helpdesk for Rural Development is available on the Internet through the Europa server (<http://enrd.ec.europa.eu>).

SUMMARY REPORT

ASSESSMENT OF THE PROGRESS IN
IMPLEMENTING THE EVALUATION PLANS OF
RDPs 2014-2020. CHAPTER 2 OF THE
AIRs SUBMITTED IN 2020

APRIL 2021

CONTENT

1	INTRODUCTION AND METHODOLOGY	1
2	OVERVIEW ON THE PROGRESS IN IMPLEMENTING THE EVALUATION PLANS	2
2.1	Completeness of chapter 2 of the AIRs submitted in 2020	2
2.2	Sub-section a): description of any modifications made to the evaluation plan in the RDP during the year, with their justifications	3
2.3	Sub-section b): description of the evaluation activities undertaken during the year.....	4
2.4	Sub-section c): description of activities undertaken in relation to the provision and management of data	6
2.5	Sub-section d): list of completed evaluations, including references to where they have been published online	9
2.6	Sub-section e): summary of completed evaluations, focusing on evaluation findings	12
2.7	Sub-section f): description of communication activities undertaken in relation to publicising evaluation findings	16
2.8	Sub-section g): description of the follow-up given to evaluation results.....	18
3	OVERALL ASSESSMENT	20
3.1	Summary assessment on progress in implementing the evaluation plans and conclusions.....	20
3.2	Recommendations on better reporting	22
4	ANNEX: COMPLETED EVALUATIONS REPORTED IN SUB-SECTION D)	24
	Table 1. Completed evaluations related to competitiveness	24
	Table 2. Completed evaluations related to environment	26
	Table 3. Completed evaluations related to territorial balance.....	33
	Table 4. Completed evaluations related to knowledge transfer and innovation	36
	Table 5. Completed evaluations related to multiple RDP Priorities	38
	Table 6. Completed evaluations related to RDP governance, delivery, monitoring and evaluation.....	40
	Table 7. Completed evaluations related to National Rural Networks and technical assistance.....	43
	Table 8. Completed evaluations specifically related to LEADER/CLLD	45

ABBREVIATIONS

AECM	Agri-environment-climate measures
AIR	Annual Implementation Report
AKIS	Agricultural Knowledge and Innovation Systems
AT	Austria
BE	Belgium
BG	Bulgaria
CAP	Common Agricultural Policy
CY	Cyprus
CZ	Czech Republic
DE	Germany
DK	Denmark
EAFRD	European Agricultural Fund for Rural Development
EC	European Commission
EE	Estonia
EL	Greece
ES	Spain
ESIF	European Structural and Investment Funds
FADN	Farm Accountancy Data Network
FI	Finland
FR	France
GLAS	Green, Low-Carbon, Agri-Environment Scheme
HR	Croatia
HU	Hungary
IACS	Integrated Administration and Control System
IE	Ireland
IT	Italy
LAG	Local Action Group
LT	Lithuania
LU	Luxembourg
LV	Latvia
MA	Managing Authority
MC	Monitoring Committee
M&E	Monitoring and Evaluation

MT	Malta
NL	Netherlands, The
NRN	National Rural Network
PA	Paying Agency
PL	Poland
PT	Portugal
RDP	Rural Development Programme
RO	Romania
SE	Sweden
SEA	Strategic Environmental Assessment
SI	Slovenia
SK	Slovakia
SWOT	Strengths, Weaknesses, Opportunities, and Threats
UK	United Kingdom

1 INTRODUCTION AND METHODOLOGY

Starting in June 2016, Managing Authorities (MAs) submit to the European Commission (EC) an Annual Implementation Report (AIR) on the implementation of their Rural Development Programme (RDP). Due to the COVID-19 situation, the submission of the AIRs covering the calendar year 2019, has been postponed from June to September 2020 (hereafter 'AIRs in 2020'). Chapter 2 of the AIR provides information about the progress concerning the implementation of the RDP evaluation plan.

The summary report is based on the analysis of chapter 2 of the AIRs in 2020. The design of the methodology and tools, as well as the overall analysis were conducted by the European Evaluation Helpdesk for Rural Development. The screening and extraction of the information reported in chapter 2 was carried out by an EU-wide team of 23 geographic experts in RDP evaluation.

Section 2 of this summary report lays out the information on the progress made by the MAs in implementing the RDP evaluation plan. The structure follows the seven sub-sections of chapter 2¹ of the AIRs submitted in 2020, namely:

- a) description of any modifications made to the evaluation plan in the RDP during the year, with their justification;
- b) description of the evaluation activities undertaken during the year;
- c) description of activities undertaken in relation to the provision and management of data;
- d) list of completed evaluations, including references to where they have been published on-line;
- e) summary of completed evaluations, focusing on evaluation findings;
- f) description of communication activities undertaken in relation to publicising evaluation findings;
- g) description of the follow-up given to evaluation results.

Section 3 of this report presents an overall assessment of the progress in implementing the evaluation plan, as well as specific areas and recommendation for better reporting. Finally, the annex displays a selected list of completed evaluations reported by the RDPs, including also the hyperlinks where the evaluations have been published online, if available. Relevant Member States' evaluations will also be added to the publications page of the [ENRD evaluation website](#) in 2021.

¹ [SFC2014 EAFRD AIR technical guidance 'Proposed technical structure and content of Annual Implementation Reports \(AIR\)](#)

2 OVERVIEW ON THE PROGRESS IN IMPLEMENTING THE EVALUATION PLANS

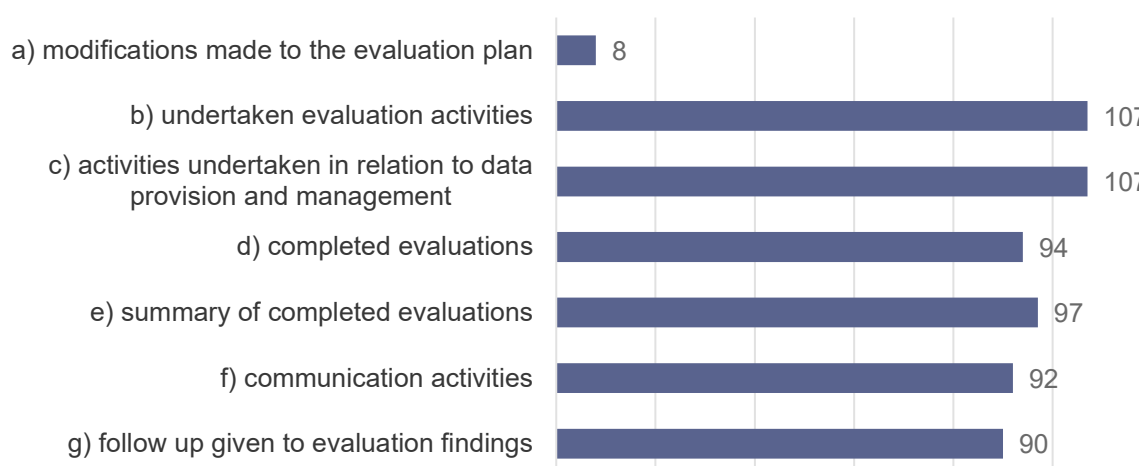
2.1 Completeness of chapter 2 of the AIRs submitted in 2020

A high level of completeness and more substance in the information reported in chapter 2 can be observed in 2020. The section on completed evaluations and evaluations findings had been richer compared to previous years. More than 90 AIRs included completed evaluations and its summaries, compared to about 75 in 2019.

Overall, the analysis of how the MAs reported in each of the seven sections of chapter 2 shows a high level of completeness and substance across the 113 AIRs analysed for this report. A large number of AIRs (80) filled at least six out of the seven sub-sections of chapter 2.

This can be observed in Figure 1, which shows the distribution of the 113 AIRs based on the number of sub-sections that were filled by the MAs (over the seven sections composing chapter 2). All sub-sections (beside sub-section a) were filled in at least 78% of the AIRs in 2020. The most frequently filled sub-sections were b) evaluation activities and c) activities in relation to data (both filled in 93% of the AIRs in 2020).

Figure 1. Number of AIRs with filled sub-sections of chapter 2 of the AIRs in 2020



Source: European Evaluation Helpdesk for Rural Development (2021)

To a lesser extent, sub-sections e) *Summary of completed evaluations*, d) *Completed evaluations* e) *Summary of completed evaluations*, f) *Communication activities*, and g) *Follow-up given to evaluation results* were filled, namely in about 80% of the AIRs submitted in 2020. The least filled sub-section was sub-section a) *Modifications to the evaluation plan* (8 AIRs in total), which however applies only in those cases where RDPs did have a modification to report.

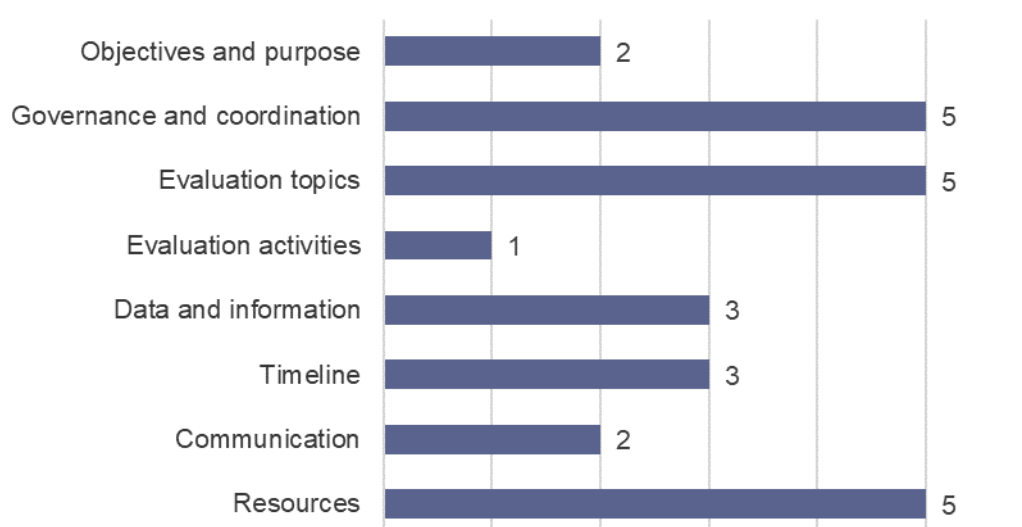
Compared to the previous AIRs, the amount of information reported in sub-sections d) and e) markedly increased in the AIRs in 2020. More than 90 AIRs included completed evaluations and its summaries, compared to about 75 in 2019. This trend reflects the advanced stage of evaluation efforts made by the MAs and the availability of evaluations results on RDP achievements and impacts along the progress in implementing the policy.

2.2 Sub-section a): description of any modifications made to the evaluation plan in the RDP during the year, with their justifications

The RDP evaluation plan is composed of eight different sections, which potentially can be modified and adapted along the programming period. Modifications to the RDP evaluation plan decreased markedly by 37% in the AIRs 2020 compared to 2019. Altogether, only 26 modifications were reported in 8 AIRs submitted in 2020, which is about one third compared to the number of AIRs in 2019.

Figure 2 shows that the modifications concerned all sections of the RDP evaluation plan, most frequently these were related to governance and coordination arrangements for evaluation, changes of evaluation topics and adjustments of resources for evaluation.

Figure 2. Number of modifications reported in relation to the sections of the evaluation plan (for the 8 RDPs concerned)



Source: European Evaluation Helpdesk for Rural Development (2021)

More in detail, the reported modifications on the RDP evaluation plan concerned;

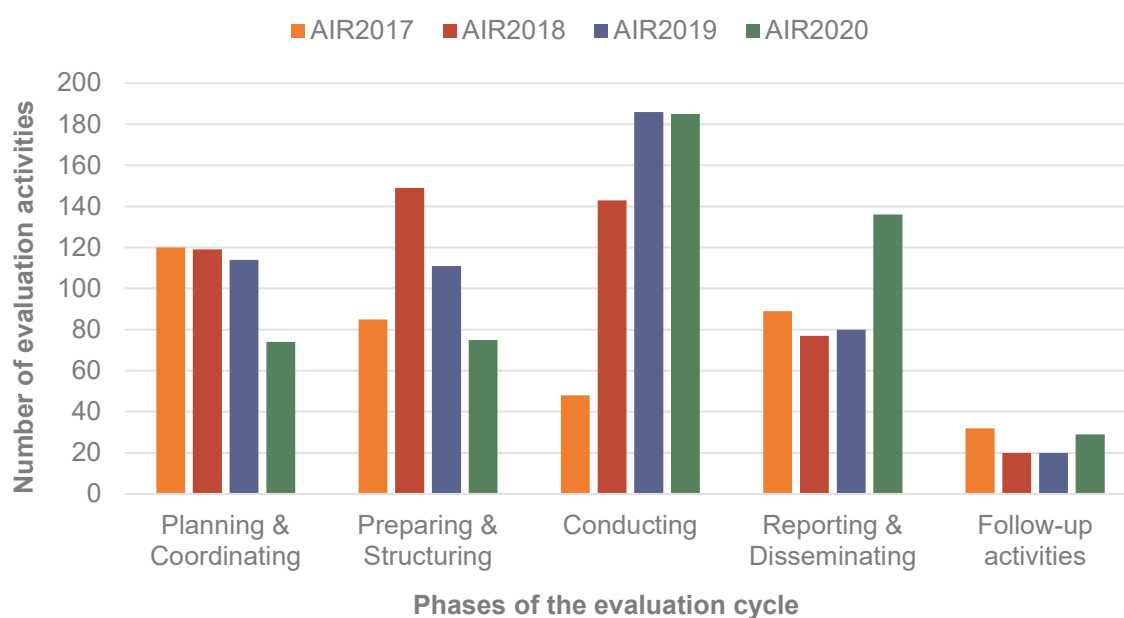
- **objectives and purpose (2)**: e.g. the harmonisation of different RDP evaluation plans' objectives due to the administrative merging of two RDP regions in one Member State;
- **governance and coordination (5)**: e.g. changes in the organisation and role of different authorities in monitoring and evaluation, the transfer of the monitoring and evaluation functions to other organisations;
- **evaluation activities (1) and topics (5)**: e.g. changes in some evaluation activities due to the Covid-19 situation, narrowing the scope of evaluation of the National Rural Network after cancelling a planned survey;
- **data and information (3)**: e.g. new methods for collecting and collating data online, updates of the details of partner authorities;
- **timeline (3)**: e.g. postponing of an evaluation of innovation due to the relatively low level of implementation of the measures contributing to Priority 1, extension of evaluation contracts, updates of the timeline of National Rural Network (NRN) evaluation and of other evaluation activities;
- **communication (2)**: e.g. adding specifications of how results are to be communicated to the general public;
- **resources (5)**: e.g. the review and modification of the Technical Assistance budget for evaluation and resource changes after the merging of two RDP regions.

2.3 Sub-section b): description of the evaluation activities undertaken during the year

499 evaluation activities were reported in the AIR in 2020. The types of evaluation activities reported indicate that most RDPs have shifted from the planning and preparing phase of the evaluation cycle to the actual conduction, dissemination and follow-up of evaluations.

Figure 3 shows the distribution of evaluation activities across different phases of the evaluation cycle and different reporting periods. Compared to the AIRs in the previous years, in 2020 the number of reporting and dissemination activities increased markedly as many evaluations were finalised and published. The total number of activities reported in the AIRs in 2020 was slightly lower compared to the AIRs submitted in 2019 (N=511).

Figure 3. Distribution of reported evaluation activities across the main phases of the evaluation cycle and across different AIRs submitted in 2017, 2018 2019 and 2020



Source: European Evaluation Helpdesk for Rural Development (2021)

The number of reported **planning and coordinating activities (74 activities)** slightly decreased in 2020 compared to previous years. The activities mainly focused on establishing a work plan, tendering and contracting of evaluators and organisation of related coordination meetings. For example, in ES Andalucía, the planning and organisation of the commissioning of thematic evaluations (young farmers and LEADER) from external technical advisors was ongoing. In FR Aquitaine, the MA commissioned an external contractor to establish a reference frame for additional indicators, collecting data, carrying out beneficiary surveys and contributing to answer the evaluation questions. In LU, the MA commissioned a research institute to perform an initial evaluation on agri-environmental-climate measures. In PT meetings of the Network for the PT2020 Monitoring and Evaluation have taken place, with the aim to promote the development of monitoring and evaluation activities and the exchange of experiences and good practices among its members.

Likewise, the reported activities related to **preparing and structuring (75)** of evaluations decreased compared to 2019, although their number is still high. In LV, meetings with various stakeholders (evaluators, MA, Paying Agency (PA), statistics office, NRN, universities and various agencies) were organised to ensure the collection of relevant, high quality data. In MT, regular meetings were held with the evaluators, the MA, the PA and the Information Technology developers to consolidate a central database to be used to monitor and evaluate the progress of the programme. In DE Niedersachsen-Bremen, the planned case studies for the funding measure "Land management for climate and environment" were started. In FR Aquitaine and FR Limousin, a technical committee and a steering committee have been set up to select the most relevant additional indicators. In UK Scotland, the Scottish Rural Network (SRN) hosted a monitoring and evaluation workshop for the Scottish LEADER Staff Group with the aim to share and discuss experiences and to agreeing a set of questions for evaluating LEADER and collectively deciding on the next steps. In SE, the evaluation secretariat of the Swedish Board of Agriculture supported Local Action Groups (LAGs) in developing their evaluation methodology.

The number of reported activities on **conducting the evaluations (185)** remained similar to the AIRs submitted in 2019. In UK England, research and data analysis was carried out through workshops, a telephone survey, online surveys, interviews, case studies, modelling and data analysis. In DE Schleswig Holstein, guideline-based telephone interviews were conducted for a water protection advisory. In ES Castilla La Mancha, the PSM-DID methodology has been applied to assess the net effect of the RDP through counterfactual analysis. In DE Niedersachsen-Bremen, a cost-effectiveness analysis on land consolidation was carried out. In DE Nordrhein-Westfalen a LEADER specific online survey was launched to collect the opinions of stakeholders not directly involved in the LEADER process.

Reporting and dissemination activities (136) were frequently mentioned in 2020. Evidently, the majority of these reporting activities were directly related to the submission of the enhanced AIR in 2019, but included also other activities: For instance, in IT Friuli Venezia Giulia a "Third synthesis on the European Agricultural Fund For Rural Development (EAFRD) contribution to the horizontal evaluation of ESI funds" has been prepared, in DE Mecklenburg-Vorpommern the evaluation team participated in around 30 relevant capacity building and support events focusing on the collection of information, exchange with stakeholders, peer reviews etc. In ES Castilla-La Mancha a synthesis report on the evaluation results of LAGs has been presented. It dealt with implementation aspects as well as with the evaluation of the Local Development Strategies. In ES Castilla-Leon a catalogue of good practices was prepared. In the FR Rural Network the production of a short promotional video was initiated in 2019. This video addresses the main concepts of monitoring and evaluation as well as the most common indicators.

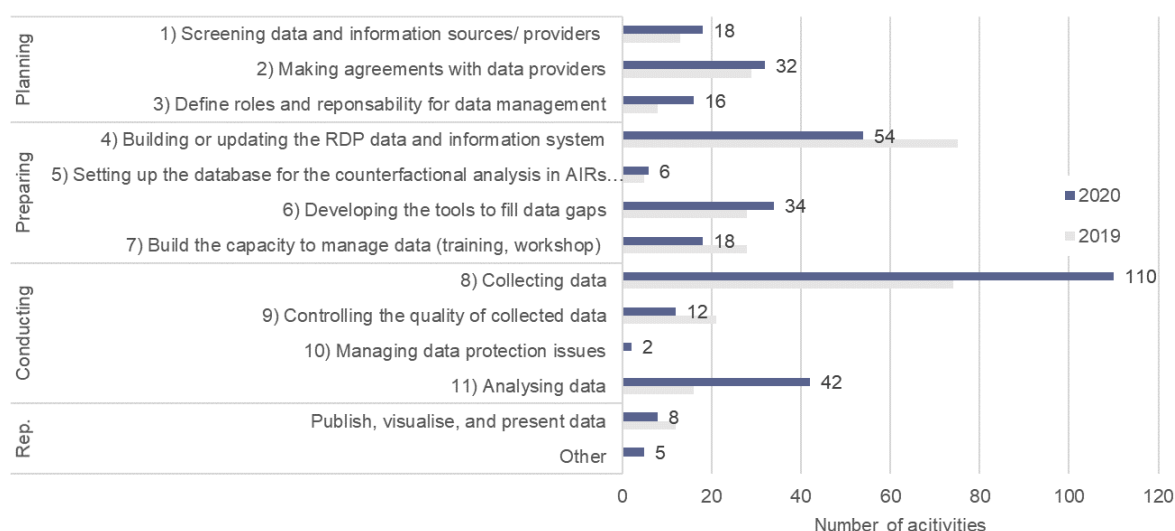
The follow-up activities (29) reported in this sub-section, included for example: In ES Madrid, the Monitoring Committee has started analysing the monitoring and evaluation system, especially the methodologies for the collection of data in view of the ex post evaluation. In ES Navarra, the review of the Evaluation Questions, choice of judgement criteria and related indicators was done based on the results of the work carried out in 2017 and 2019. In ES Baleares, meetings between the evaluation team and the MA of the RDP have been held to implement the recommendations of the evaluation. In FR Bretagne, the tracking table of indicators for 2023 targets has been improved. In FR PACA, the recommendations of the evaluation have been monitored.

2.4 Sub-section c): description of activities undertaken in relation to the provision and management of data

The number of activities in relation to data provision and management increased slightly by 9% compared to 2019. In total, 357 activities were reported in the AIRs in 2020 most of which concerned the processing/analysing phase.

Figure 4 illustrates the distribution of the reported activities across three main phases of data management (planning, preparing and processing data). Comparably few activities (19% of the total) concerned the *planning* of data-management. Within this phase, MAs were mostly concerned with making agreements with data providers. The highest number of data-related activities dealt with *processing* data (49%) and *preparing* data systems (32%). Compared to the previous reporting year, the share of data management activities related to the processing phase increased by 6%, representing almost half of all data management activities reported in the AIRs in 2020. The figure below also illustrates the mentioned shift to the analysis phase by sub-categories, as e.g. the number of reported activities on data collection and analysis increased markedly compared to the AIRs submitted in 2019.

Figure 4. Distribution of activities across different data management phases



Source: European Evaluation Helpdesk for Rural Development (2021)

The following examples illustrate the reported activities related to different data management phases:

Planning data management (66 activities reported)

Agreements with data providers were made in several RDPs to ensure the provision of data. For example, in DE Brandenburg/Berlin, an agreement has been reached with the State Office for Rural Development, Agriculture and Land on the supply of data from the accounts of holdings with RDP projects completed in 2015 and 2016. In CY, the Department of Environment has been assigned as the responsible agency for collecting existing statistics and creating databases on biodiversity, soil, water and air quality as well as climate change. In HU, external reporting obligations of the MA Department, Monitoring Section and data needs for the reporting were defined. In ES Castilla León, agreements have been reached to respond to the information needs of the various thematic evaluations underway. In MT, the evaluators conducted an exercise to take stock of existing data and discuss the best way for information to be extracted from databases to facilitate data analysis.

Improving the governance of data-management activities has been reported as a major concern by several French regions: In FR Bretagne a monitoring-evaluation working group supported the extraction of data, FR Corse mentions a "monitoring, evaluation and performance" working group which supported the harmonisation of monitoring tools. Moreover, several regions (e.g. FR Bourgogne, FR Rhone-Alpes) reported about their involvement in the national monitoring and evaluation working group which fostered methodological exchange in the context of monitoring and evaluation.

Preparing data management (112 activities)

The majority of preparatory activities consisted in **building or updating the RDP data and information system in technical terms**. For example, in DE Rheinland-Pfalz, the RDP monitoring system was further complemented with a data hub in order to record all measure-specific parameters and indicators and to process the information and pass it on to external systems (e.g. SFC). In ES Cataluña, an Information Technology project was developed with the aim to facilitate the exchange of information. Several RDPs reported activities regarding the development of tools to collect additional information in order to fill data gaps. In IT Marche, data management tools were introduced related to the payment of the EAFRD aid. In IT Trento additional databases were defined. In ES Andalucía, a module has been created to obtain microdata on the execution of the RDP. And MT further developed templates to monitor project progress and project completion.

Improving data collection from application forms has been addressed by several RDPs. IT Molise, initiated a project in order to export the information from applications for support and payment more easily and improve accessibility for evaluation activities. IT Toscana and PL worked to improve application forms for the purpose of evaluation, FR Aquitaine and FR Limousin created a specific indicators tab in the application form and ES Canarias adapted the system for the management of applications and for the certification of payments, whereas DE Rheinland-Pfalz further implemented the paperless application procedure.

RDPs also engaged in **preparing data for counterfactual assessment**: ES Andalucia, FR Auvergne, FR Rhone-Alpes and UK Wales coordinated with data providers to obtain precise data necessary to conduct counterfactual analysis and to ensure the application of robust evaluation methods.

Conducting data management (166 activities)

Substantial work to foster the collection of environmental data has been reported by numerous RDPs. FI Åland Islands continued to operate its inventory of biotopes on natural meadows, in SI the MA organised regular monitoring of birds and butterflies, and CY assigned a study to collect on the agri-environmental index of birds. Furthermore, also IT Piemonte, BE Flanders and UK England report on detailed environmental monitoring activities. DE Rheinland-Pfalz collected farm data (basic farm data, cultivation register, plant protection measures, soil protection measures, fertilisation, nutrient removal, livestock) annually from RDP supported farms and comparable farms through regional advisers and ES Baleares specifically analysed other sources of information such as the National Inventory of Soil Erosion, sources linked to soil analysis and information available from the European Space Agency.

For **data collection on investment measures**, DE Sachsen-Anhalt reports on the recently introduced monitoring tool "ELER-Monitor2014" which is particularly suitable for the EAFRD investment measures although there are still some problems with data availability, whereas DE Schleswig-Holstein retrieved data centrally from the IT system profile. For the forestry measures, the data was retrieved from the Chamber of Agriculture of Schleswig-Holstein, for the coastal protection from the responsible department.

Data collection through surveys has been mentioned by various RDPs: DE Schleswig-Holstein, ES Baleares, and ES Galicia report about surveys to collect data on various measures. DE National Network used a written survey to NRN stakeholders as basis for the ongoing evaluation in 2019. The stakeholders assessed the effectiveness of the implementation of the NRN action plan. LV used a survey with beneficiaries and non-beneficiaries to obtain additional data.

Activities to better interlink data for evaluation have been reported for example by ES Madrid, where interviews were carried out with the Paying Agency, the MA and the programme management units to obtain information relevant for evaluation. DE Hessen, DE Niedersachsen/Bremen and DE Schleswig-Holstein, EE, IT Puglia, PT Madera and SI report about the use of Paying Agency data and data from other information sources for evaluation. In AT, for the evaluation in 2018 and 2019 extensive data sets were made available by the PA and other bodies (IACS data pool; geodata sets; emission inventory, nitrogen balance, phosphorus balance from the Federal Environmental Agency; monitoring data of the breeding birds from BirdLife Austria etc.).

LEADER/CLLD related data activities concerned the collection of data from LAG evaluation activities (e.g. in DK, ES Aragon), improvements of data-systems to better track data from LEADER (ES La Rioja, ES Murcia, FR Basse-Normandie, FR Haute-Normandie). In DE Sachsen-Anhalt the monitoring body ensures data collection for the monitoring and evaluation of the LEADER/CLLD measure in the form of the "LAG annual reports". To support the elaboration of the LAG annual reports, the LAGs were provided with data collected in the central state monitoring in February 2019. In DE Thüringen the evaluators have developed and agreed a concept for supplementary annual reporting at LAG level. In FR Reunion, tracking charts were sent to the LAGs to measure the achievements of the LEADER programme.

Work on the common context indicators has been reported by some programmes (ES Galicia, ES Castilla La Mancha, LU, IT Lombardia).

Other (13 activities)

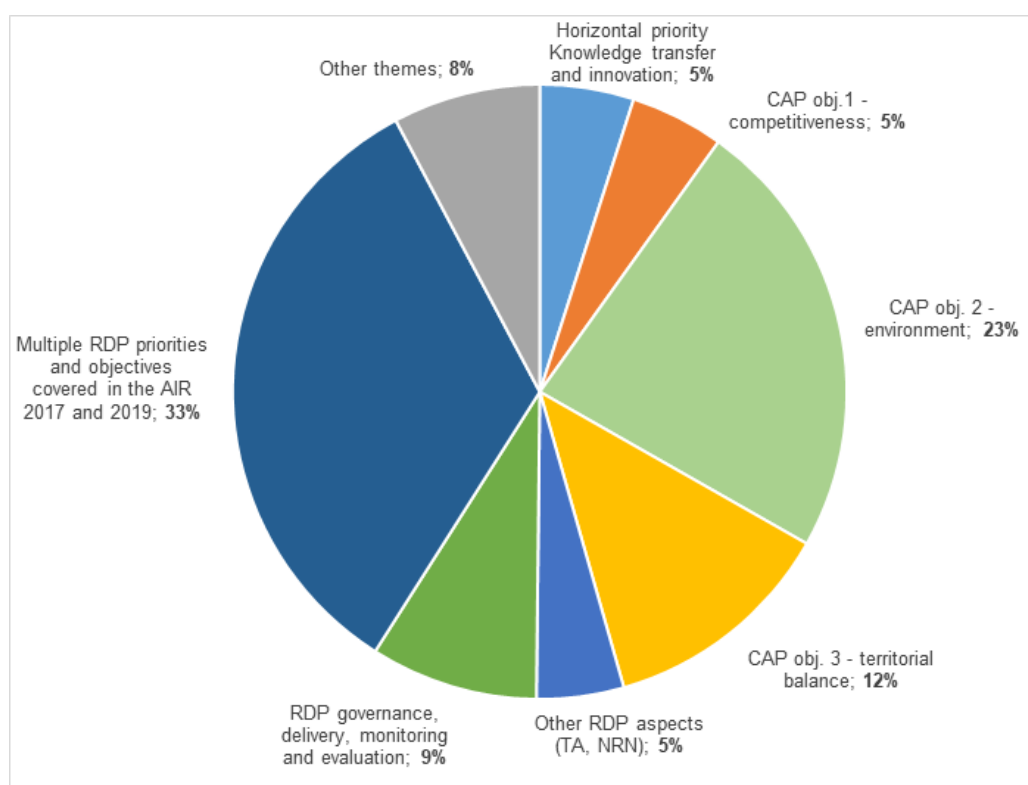
AIRs moreover also referred to **reporting activities**, such as sending various documents to the MA and/or the EC following specific information requests. This concerned specific information on the performance framework, monitoring tables, justification of compliance with N+3 rule, questionnaires for obtaining information on the advisory systems of agricultural holdings, good practices, detailed information on certain projects/measures (ES Extremadura), provision of PA data for the 1st and 2nd pillar of the Common Agricultural Policy (CAP) in order to carry out a spatial distribution analyses and to produce maps (DE Nordrhein-Westfalen).

2.5 Sub-section d): list of completed evaluations, including references to where they have been published online

The annex in chapter 4 presents the list of completed evaluations across topics, including hyperlinks².

The number of completed evaluations reported in the AIRs in 2020 (N=285) increased by almost 25% compared to 2019. Among these, 23% were related to the CAP objective 2 - Environment (= RD Priorities 4 and 5); 12% to the CAP objective 3, Territorial balance (RD Priority 6) and 5% to CAP objective 1 – competitiveness (RD Priorities 2 and 3) and the remaining 5% were related to the horizontal RD Priority 1 – Knowledge transfer and innovation. The vast majority of completed evaluations (33%) however covered multiple RDP priorities and objectives. This significant share can be explained by the fact that many of the reported evaluations were related to the enhanced Annual Implementation Reports submitted in 2019 (e.g. background evaluations, studies), which by nature focus on all RDP priorities. Still a large share of completed evaluations was concerned with the assessment of RDP governance, implementation, monitoring and evaluation (9%), whereas the evaluation of Technical Assistance and National Rural Networks was addressed in 5% of the completed evaluations.

Figure 5. Completed evaluations across main topics



Source: European Evaluation Helpdesk for Rural Development (2021)

² The list excludes completed evaluations already submitted in previous reporting periods (e.g. ex post evaluations of RDPs 2007-2013, ex ante evaluation of RDPs 2014 – 2020, AIRs 2017 and 2018)

In the following box some examples of completed evaluations are shown:

Box 1. Examples of completed evaluations reported in the AIR submitted in 2020

RD Priority 1: HU has in the context of the enhanced AIR in 2019, carried out an “innovation impact assessment”, including an examination of all measures enabling R&D, innovation collaborations such as the European Innovation Partnership (EIP) operational groups or Tripartite (governmental, business, civilian) partnerships of LEADER groups. SE published “Innovations in agriculture and in rural Sweden” a compilation of the Swedish Board of Agriculture's innovation survey 2017.

RD Priority 2: In DE Lower Saxony and Bremen an “Evaluation of the agricultural investment support programme” has been published. The report first gives an overview of the problems in agriculture and the relevance of agricultural investment support. A written survey among the grant recipients (beneficiaries) for the funding years 2014 to 2016 was carried out in 2018. Together with the approval data and the investment concepts, before and after comparisons could be carried out. The NL published the “Interim evaluation of the RDP's measures cluster on Competitiveness”. Insight is given into the scope and the degree of effectiveness, addressing both realised as well as still to be expected effects of the resources deployed.

RD Priority 3: SE published the “Evaluation of animal welfare benefits”. The evaluation examines how the compensation for increased animal welfare has worked and whether the goals of the compensation have been achieved. AT published a “Summary of the evaluation of the forest measures of LE14-20”.

RD Priority 4: BE analysed “Effects of management agreements on populations of agricultural birds in Flanders”. Territorial mapping was used to determine whether the population trend of field birds was more positive in areas with, compared to areas without management measures. SI published the “Monitoring of common bird species for the determination of Slovenian farmland bird index - partial report for the year 2019” showing that in the period 2008-2019 there has been a moderate decline, in the whole period 2008-2019 by $20.6 \pm 2.6\%$. The trend over the last five years is stable. EL completed a “Study for the Evaluation of the RDP contribution to the management and efficiency of water use”. The project consists of the evaluation of the contribution of RDP interventions in improving water management, including the management of fertilisers and pesticides (focus area 4B) as well as to increase the efficiency of water use from agriculture (focus area 5A). LV showed the “Impact of the RDP on Biodiversity: Botanical Diversity of Protected Grassland Habitats of EU Importance”. It included the assessment of the botanical diversity of five protected grassland habitats of EU importance (supported and not-supported by RDP Measures M10.1.1, M11 and M13) by using indirect indicators of vegetation structures and direct indicators of the number of plant species.

RD Priority 5: AT completed an evaluation of various agri-environmental measures with regard to the reduction of GHG emissions, especially nitrous oxide. The influence of various management measures on the nitrogen flows and pools of agricultural soils was modelled and evaluated with the help of the process-oriented ecosystem model LandscapeDNDC. SE published the RDP results on energy efficiency, renewable energy and reduced emissions of greenhouse gases and ammonia. The report proposes a deeper analysis of the selection criteria and action plans. The evaluation of the EIP support showed, that for the formation of innovation groups and innovation projects in the area of renewable energy and energy efficiency, there is a much higher number of projects intending to form innovation groups, rather than intending to carry out projects. The evaluation proposes to further investigate the reasons for this situation.

RD Priority 6: AT published an analysis on the effectiveness of its "impact orientation model" implemented in the LEADER measure. It assessed the adequateness of the impact orientation model as an instrument to steer and implement the local development strategy and to conduct an internal quality control / self-evaluation of the LAG, but also its use as a steering instrument at the level of the MA. FI Mainland published an evaluation of the LEADER approach, examining the implementation of the LEADER principles and governance model in Finland. DE Brandenburg-Berlin published an assessment of the implementation of the LEADER measures 2014-2020. It found that rural population has benefitted from the local actions by creating additional employment and income opportunities as well as by securing existing jobs.

Evaluations of other RDP aspects (Technical Assistance, NRN): LT published "Recommendations for the improvement of the activities of the Lithuanian Rural Network and its Secretariat". The aim was to provide recommendations on the improvement of the structure, activities and implementation instruments of the Lithuanian Rural Network (LKT) for the period post 2020. FR Normandie Region completed the "Evaluation of the technical assistance and communication strategy of the European Structural and Investment Funds (ESIF) in the Normandie region". This study analysed to what extent the mobilisation of technical assistance ensures effective and efficient implementation of the ESIF programmes. It used documentary analysis, analysis of financial and performance data, interviews with the regional directorates, an online survey of regional agents mobilised with European funds and partners of European programmes in Normandie.

2.6 Sub-section e): summary of completed evaluations, focusing on evaluation findings

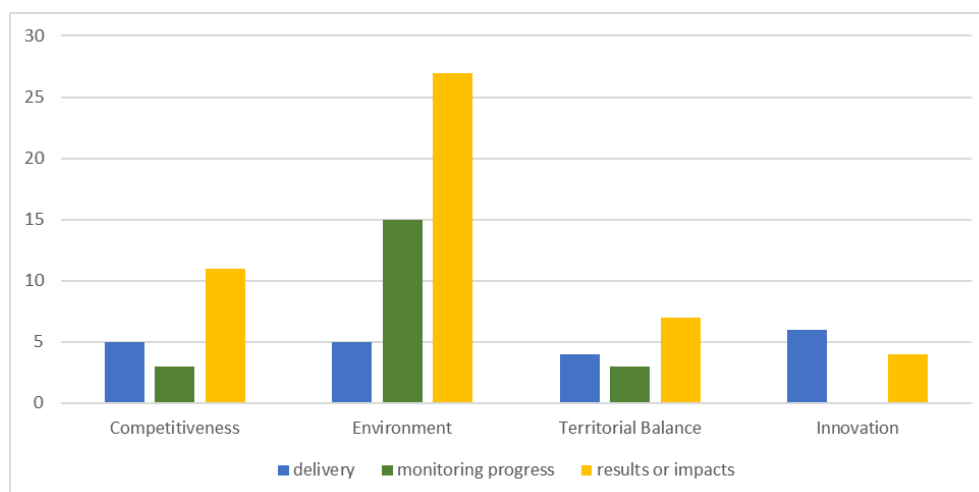
99 RDPs reported evaluation findings in this section of chapter 2 of the AIR. Many RDPs still made cross-references to chapter 7 of the AIRs submitted in 2019, where the findings from the assessment of RDP achievements and impacts had been extensively reported in relation to 30 common evaluation questions.³

The distribution of evaluation findings across evaluation topics overall follows the one of the completed evaluations (see Figure 5). However, the types of evaluation findings vary considerably. The reported findings do not only concern RDP results and impacts, but also relate to a much broader range of evaluation outcomes.

Overall, Member States report in a summative way on a large variety of evaluation findings, sometimes referring to specific evaluation reports. The largest share (42%) of findings concerned RDP results and impacts (24% with clearly positive impacts/results). 18% of the findings were related to monitoring the progress against the objectives/targets (e.g. uptake under measures, progress in monitoring indicators etc.). A considerable share of reported findings (31%) concerned the way how the RD policy is delivered (assessment of selection criteria, budget, communication activities etc.). 4% concerned recommendations of evaluations and 5% other aspects (e.g. update of SWOT analysis, SEA findings etc.). As the selection of reported findings depends on the choice of the MAs, their distribution across CAP objectives cannot be considered as representative for the real effects of all the RDPs.

In the following, those evaluation findings that are clearly related to the three CAP Objectives and the horizontal priority of innovation and knowledge transfer are further exemplified, differentiating between the different types of evaluation findings.

Figure 6. Types of evaluation findings reported and relation to CAP objectives



Source: European Evaluation Helpdesk for Rural Development (2021)

³ As the evaluation findings reported in the AIRs in 2019 had already been synthesized and analysed in last year's summary report they are not specifically considered in this year's analysis. See https://ec.europa.eu/regional_policy/index.cfm/en/policy/how/stages-step-by-step/strategic-report/

Examples of reported evaluation findings related to CAP Objective 1 - Fostering the competitiveness of agriculture

The delivery of the measures under the Priorities 2 and 3 has been assessed by a number of RDPs. For example, DE Sachsen has carried out an online survey to explore the investment requirements in agricultural and horticultural businesses after 2021. In IT Piemonte an analysis of the selection criteria for investments in agriculture showed that only 38% of the applications submitted were deemed admissible whereas the quality of the projects was higher for the 2017 call, and similarly the selection criteria of operations related to the setting up of young farmers showed that the quality of the projects was particularly high for the 2016 and 2017 calls.

The monitoring of the progress has been subject of evaluation in CZ where it was found that the highest implementation of operations was achieved under 4.1.1 Investments in agricultural holdings, 6.1.1 Starting young people farmers and sub-measures 8.6. Implementation of measure 4.1.1 contributing to improving the economic performance of the supported farms continued smoothly. IT Friuli Venezia Giulia reports about the progress in implementing its regional revolving fund for interventions in the agricultural sector (i.e. a financial instrument for RDP measures supporting farm investments) and 48 contracts with an average value of EUR 195.000 and an average maturity of 123 months.

Mixed results and impacts have been reported by EE where the number of enterprises operating in the primary sector has decreased, but at the same time, the decline in the number of entrepreneurs in the primary sector has been offset by an increase of entrepreneurs in the number in the secondary and tertiary sectors. Furthermore, in EE a survey on entrepreneurial income and economic sustainability shows that the income of a producer who applied for RDP environment related supports per hectare of agricultural land was lower than of the average Estonian agricultural producer. At the same time, the producers applying for RDP environment related support had used more agricultural land on the average (174 ha), compared to the average agricultural producer (79 ha). In FR Bretagne the RDP helped to make the young farmer start-up schemes consistent with the needs of young farmers. However, the evaluation notes also that this contribution remains insufficient to ensure real generational renewal.

Positive results/impacts were reported for example by HR, where the contribution of operations 4.1.1 and 6.3.1 to Priority 2A are evaluated positively, notably because there is a strong synergy between investments financed by the RDP measures and participation of beneficiaries in M01 (knowledge transfer) and M02 (advisory services). The share of young beneficiaries of measures contributing to Priority 2 is on the rise. In BE Flanders, an evaluation of the economic impact of the aid shows that it helps to improve enterprises' resilience and increase their gross added value. The aid was also associated with water collection, energy use, greenhouse gas emissions and ammonia emissions. In HU the average agricultural family income has increased at supported farms more rapidly (32.5%) than in the control group (16.9%). CY notes a significant RDP contribution to strengthen cattle breeding but marginally to improve the competitiveness in sheep and goat farming.

Examples of reported evaluation findings related to CAP Objective 2 - Ensuring the sustainable management of natural resources and climate actions

The delivery of the measures under RD Priorities 4 and 5 have been assessed amongst others by FR Basse-Normandie and FR Haute-Normandie, where an agri-environment-climate measures (AECM) evaluation confirmed that the beneficiaries are very satisfied with the support scheme and over 85% want to re-engage. However, there are still concerns in relation to administrative burden, fear of sanctions and incompatibility with the operating system. In IE an evaluation found that many of the

design features of its Green, Low-Carbon, Agri-Environment Scheme (GLAS) have been well received by participants and advisers, including the mandatory requirement for a planner to be involved at the application stage and through training input. The tiered structure of GLAS has meant that priorities for biodiversity and high-status water areas are well covered. However, this approach was found to be less effective in reaching participants in relation to addressing key environmental pressures, notably vulnerable water catchments associated with a failure to engage larger and more intensive farms.

Monitoring of the progress of related measures has been the subject of a considerable number of reported findings: BE Flanders, SI, DE Sachsen and ES Castilla La Mancha inform on the trends in their bird populations. The latter quotes for example a report that shows the evolution of the index of bird populations by groups and also broken down according to the type of habitat: wooded agricultural environments, herbaceous agricultural environments and forest environments. In DE Sachsen "vegetation surveys and plant-ecological evaluation of exact experiments in grassland" were completed in 2019. Vegetation surveys were carried out on two experimental plots that had already been laid out in 2008 to statistically evaluate the plant-ecological data collected in the area. In EE between 2015-2019, the total number of bumblebees was higher than in previous monitoring years, especially in Southern Estonia. In EE, as a general trend, the average indicators of bumblebees per census track were higher in farms that received support for organic farming or more environmentally friendly management (Agri-environment-climate payments).

Mixed results and impacts have for example been reported by IT Marche where the effects on the environment have been found to be still very limited. Several RDPs report that they have issues in quantifying the related indicators e.g. in CY it is difficult to measure the impact on energy savings due to the lack of targeting in Priority 5B. In HR, the RDP measures have not shown yet any significant contribution to the supply and use of renewable energy sources for the purpose of the bioeconomy (Priority 5C). The interest and uptake in operations promoting renewable energy, other than solar is very limited. However, it was found that RDP measures reduced national GHG and ammonia emissions by at least 1% (Priority 5D). EL found that the contribution of the RDP in tackling climate change is so far limited. This is explained with the difficulties in implementing energy saving projects and projects to promote the use of renewable energy sources and to reduce GHG emissions. The contribution of land improvement projects to water savings is limited due to the very small number of completed projects. It is however also pointed out that the GHG emissions and the energy intensity of Greek agriculture are much lower than the EU average. UK England found that of the nearly 800 measures assessed, 16% were considered NH₃ relevant, through direct emission reduction (12%), potential emission reduction (2%) and recapture (2%), with 65% estimated as negligible and 18% as unquantifiable.

Positive results and impacts under Priority 4 and 5 have been reported by a number of RDPs. For example, CY claims that a significant RDP contribution to the improvement of biodiversity is recorded and reflected in the Farmland Bird Index (FBI). Moreover, the programme had a positive contribution to the improvement of water quality as demonstrated by the downward trend in excess Nitrogen and Phosphorus prices; the increasing number of water bodies (surface and groundwater) with high water quality and the reduction of water bodies with moderate - poor quality. UK England has strong evidence that its agri-environment scheme provides additional benefits for a range of ecosystem services (plant diversity and increase abundance of target species at the field scale). HR found that RDP measures have provided a significant contribution to the maintenance and improvement of biodiversity in areas with natural constraints as well as contributions to the conservation of endangered native and protected breeds of domestic animals. In HR, the RDP measures also contributed to the reduction of N, P and pesticide intake (Priority 4B), and the increase of soil organic carbon and the prevention of erosion (Priority 4C). EL demonstrated that the environmental impact of its RDP is significant as a result of the integration of 407,985 hectares in organic agriculture and livestock, 120,429 hectares in agri-

environmental actions and 2,112,849 hectares in the compensatory compensation. These areas correspond to 51% of the used agricultural area of the country.

Examples of reported evaluation findings related to CAP Objective 3 - Achieving a balanced territorial development

The delivery of measures under RD Priority 6 has in many cases been the subject of evaluation activities and here the implementation of LEADER/CLLD received particular attention. For example, in ES La Rioja the analysis of the self-assessment reports from LAGs found some discrepancies in the data registered in the monitoring system of the MA. In PL an assessment of the training and information meetings carried out by the LAGs was able to show that these were highly needed. LAGs make little use of tools that could lead in practice to the integration of different sectors in the implementation of the LDS. In HU it was found that at the LAG level fewer human resources were available for the implementation of tasks relevant for creating the LEADER added value, such as networking, generating projects and promoting applications. It was found that almost half (45%) of the working time of LAGs' staff is spent on processing applications. Also, in HU, a survey found, that 40% of the respondents believe that the weight of innovation in LEADER is low and 50% of the respondents agree that the inter-sectoral link should be strengthened.

Monitoring of the progress of the related interventions was the subject of findings, as those reported from HR, where it was found that Local Development Strategies covered a significant part of the rural population (2,372,614 people), contributing to Priority 6B. There are 54 functioning LAGs. In the year 2018, 82 tenders were launched, of which 37 have been paid. As many as 356 local government units utilised M07 (basic services & village renewal), resulting in 35.32% of the rural population benefiting from it. CY reports about the limited progress in the implementation of M19.2 (support for implementation of operations under the CLLD strategy), which does not yet allow to assess the contribution of the Programme to the diversification of the economic base of the rural areas. In EL the progress in the implementation of the forest measures is seen a problematic, while the implementation of the Integrated Local Development Strategies is also delayed.

Mixed results and impacts have been reported by CY, which found a marginal contribution of the RDP to the creation of employment, to the increase of the GDP and to the reduction of poverty. This is explained with the limited progress in the implementation of the measures that contribute to the focus areas 6A and 6B. HU reports that due to absence of completed projects, only the expected impacts can be estimated.

Positive results and impacts have been reported, for example by RDP Hessen, which found, with the help of case studies on its support for rural infrastructures, that the routes supported are multifunctional and are therefore not only used by agriculture but also by the local population. This helped to strengthen the competitiveness of agricultural holdings and increased at the same time the quality of life of the local population, while avoiding negative environmental impacts. A strengthening of the competitiveness of agricultural holdings can also be assumed for all rural roads studied. In ES Castilla La Mancha the evaluation reports of Local Action Groups have been assessed, showing that they often demonstrated the added value of LEADER, both in terms of better results, social capital and local governance. In HU, in the period between 2014-2018, the proportion of population exposed to the risk of poverty declined considerably. In 2018, the ratio was 19.6% that is by 62% lower than in 2014. Thanks to econometric modelling, it was possible to demonstrate the causal link between rural development support and the reduction of the share of population exposed to poverty/exclusion. FI Mainland found evidence that 1) LEADER activities are well established in rural development in Finland, 2) the LEADER governance model works relatively well, but more innovation is needed, 3) the LEADER principles are widely accepted but implementation varies, 4) the governance model supports the implementation of

the principles, although they are sometimes controversial, 5) the greatest added value of LEADER lies in the creation of social capital and local knowledge, and 6) in future the LEADER approach must be strengthened.

Examples of evaluation findings related to the horizontal RD Priority 1 - Fostering knowledge transfer and innovation in agriculture

The delivery of the interventions related to this Priority has been assessed for example by EE, where it was found that the frequent changes and reforms in the advisory system and the conditions of the advisory support negatively affected the use of counselling, the functioning and reputation of the advisory system. It was found that in Estonia there is a sufficient number of active professional consultants who cover agricultural economic and rural activities (119 in total, including 72 in agriculture). The age of consultants (61% over 50 years) and the coverage of specific areas remains however a challenge.. The study revealed that there is a lack of trust between the participants in the knowledge transfer system and that this is the case interference with each other. This is a critical issue for the functioning of Agricultural Knowledge and Innovation Systems (AKIS) in Estonia. In the DE Sachsen the advisory in the field of nature conservation was evaluated. It showed that the consultants are reaching their capacity limits in some areas and that too few new actors are "growing up".

Mixed and positive results and impacts have been reported by several RDPs. In HR the contribution of advisory services to Priority 1A is evaluated very positively. The cost-benefit ratio and age structure of operations contributing to Priority 1C is very favourable, but there should be more operations targeting this Priority. UK Wales has evaluated its knowledge transfer, innovation and advisory services programme and found that Farming Connect service played a crucial role in creating the 'foundations for change' and has a substantial effect on personal outcomes for farmers in terms of their mind set, attitude, confidence and ambition as well as a positive impact on their mental health. In terms of impact, the evaluation findings suggest that the support is leading to small scale incremental changes over a period of time. In part, this reflects capacity and resource constraints in some farm businesses which mean that changes need to be affordable and manageable. HU reports on the positive trend, that the share of top- and even more secondary-skilled farm managers has been steadily increasing. Looking at the period of available data, the share of qualified farm managers increased from 17.8% to 21.4% between 2013 and 2016. FR Bretagne found first results that the RDP contributes through some EIP projects to the development of the knowledge base in rural areas, notably the forest sector. In fact, RDP interventions have fostered stronger links between agriculture, food production, research, and innovation, including the improvement of environmental management and performance.

2.7 Sub-section f): description of communication activities undertaken in relation to publicising evaluation findings

A substantial number (372) of communication activities in relation to publicising evaluation findings were reported in 2020, which is 71 activities more than in 2019. Five million stakeholders have been reached, which is a bit lower than the number reported in 2019 (6.9 million)⁴.

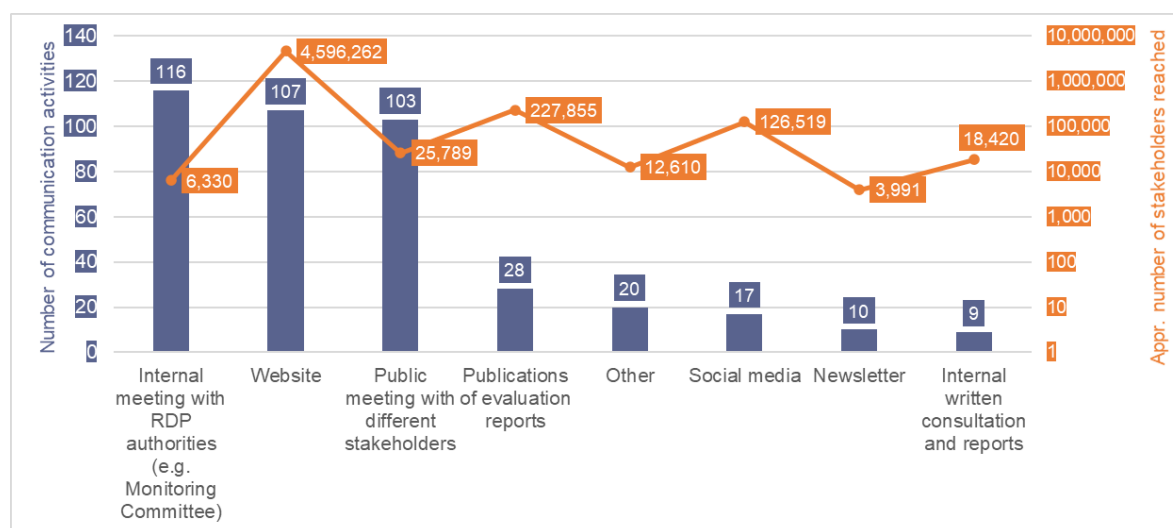
Most of the stakeholders were reached through websites (4.6 million), while a smaller share of stakeholders was reached through a combination of different communication channels, i.e. newsletters,

⁴ It needs to be noted, that the largest share of the stakeholders reached are those reached through websites, which is traditionally very difficult to estimate. As no unique counting method has been defined, the variations in the reported numbers are frequent across the reporting years and must be interpreted with caution. Furthermore, in 2019 many AIRs reported about communication activities in relation to the enhanced AIRs.

social media, evaluation reports, as well as internal and open meetings workshops, conferences, seminars.

In terms of target groups, most of the communication activities were specifically targeted to selected groups, such as RDP Monitoring Committees, Local Action Groups, National/Regional authorities, researchers and thematic experts, evaluators, National Rural Networks, rural networks and associations. Additionally, 28% of the reported communication activities were addressed to the general audience.

Figure 7. Number of communication activities by type and stakeholders reached



Source: European Evaluation Helpdesk for Rural Development (2021)

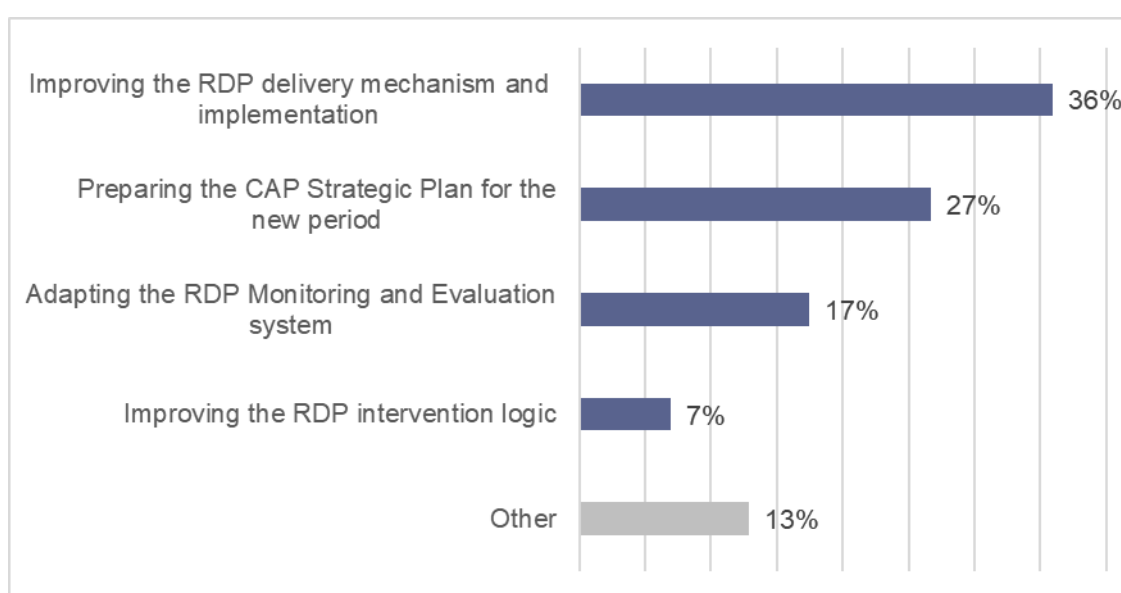
An example of the communication activities that were performed during internal meetings with programme authorities (e.g. Monitoring Committee) is the presentation organised by the MA of DE Saxony-Anhalt about the evaluation of the implementation of measure M19 (LEADER/CLLD). The results of the survey performed by the MC on the implementation of the partnership principle were presented and discussed. Another example is the dissemination of a gender-focused evaluation of the ES Navarra RDP through its publication on the programme website and by sending it to the members of the MC. Other activities were targeted to the general public. For example, DE NRN organised a workshop on the status, experiences and perspectives of biodiversity advice in Germany. The State Agency for Agriculture, Food and Rural Areas of DE Baden-Württemberg organised the publication of a technical article that analyses the reasons behind the low participation in the AECM. In IE, an infographic illustrating findings of the mid-term evaluation in the Department of Agriculture, Food and Marine was displayed at the National Ploughing Championships. In EL, the NRN has updated its website with an evaluation-specific section where the Annual Reports of the RDP, the evaluation meetings, the guidelines for the LEADER evaluation, the evaluation studies and other evaluation guidance are posted.

2.8 Sub-section g): description of the follow-up given to evaluation results

Follow-ups given to evaluation results have been reported to a much higher extent than in previous years and show that the use of evaluation findings is becoming increasingly important.

In 2020, 1,195 follow-ups were reported on the basis of evaluation results, which is three times more than in the AIRs submitted in 2019. As illustrated in the Figure below, most of the follow-ups reported are related to improving the RDP delivery mechanism (36%), while 27% are already related to preparing the CAP Strategic Plan for the post-2020 period. The adaptation of the RDP monitoring and evaluation system is addressed by 17% of the reported activities.

Figure 8. Reported follow-up activities given to evaluation results



Source: European Evaluation Helpdesk for Rural Development (2021)

Follow up actions were reported in relation to:

- Improving the RDP delivery mechanism and implementation (430 actions)**, for instance: DE Lower Saxony has introduced simplifications to take advantage of some regulations from the EAFRD and the Lower Saxony law to ensure tariff fidelity and competition in public procurement. In DE Rheinland-Pfalz, the promotion of environmental investments as well as investments and advice in the area of regional value chains, including marketing structures, has been improved. In DE Saarland, funds have been reallocated from the M10 (agri-environment climate) sub-measure "Extensive management of permanent grassland" to M12 (Natura 2000 and Water Framework Directive payments). In IT Veneto, training activities for the Managing Authority have been promoted by the Region. In ES Castilla-La Mancha numerous meetings, conferences and videoconferences have been held to address the recommendations. In MT, following the recommendations presented in the AIR in 2019, the NRN is taking a more active role in identifying and disseminating innovative projects. The NRN will also provide support and network opportunities for advisors and innovation support services operating within the parameters of the RDP targets, and has moreover prepared a communication plan.
- Preparing the CAP Strategic Plan 2020 – 2027 (319 actions)**, for example: in FI Mainland, new measures (e.g. genetic resources) have been proposed in the preparation of the new CAP Strategic Plan. In HU, the MA sent an assessment to the planners on the development of a new support solution to fill capital gaps and mentoring services, and to select marketable business ideas. In SK, the recommendations were used in the preparation of the draft intervention strategy of the CAP

Strategic Plan 2021 - 2027. In EE, a discussion within the CAP Strategic Joint Action Working Group has taken place. In DE Niedersachsen-Bremen the planning of the realignment of the agri-investment programme for the new funding period has been reported as a follow-up.

- **Adapting the RDP monitoring and evaluation system (209 actions)**, for instance by analysing new techniques and methodologies in order to quantify the achievements of sustainable production in terms of fertilisation and phytosanitary matters in ES Andalucía, the adoption of a real-time monitoring system of counselling funding of the Finnish Food Authority service in FI Mainland, the creation of a network of agri-environmental schemes focused on monitoring and evaluation in FR Rhône-Alpes, the update of the Information Systems to collect the output and result indicators from the applications for support and updating of the annual report tables in the integrated rural development information system in EL, and the revision of a planned indicator system and examination of the correlations between indicators and basic data in HU.
- **Improving the RDP intervention logic (83 actions)**, the revision of funding distribution between measures on competitiveness and environment, climate change and animal welfare in DE Nordrhein-Westfalen, the modification of the RDP ES Madrid through the deletion of 4 measures, or the extension proposal for the commitments relating to organic and integrated agriculture completed in 2019 by IT Piemonte.
- **Other follow-up actions (154)** include for example the consideration of the recommendations during the next working year or internal discussions in working groups, the statement that a recommendation is outdated, or the consideration of specific training requests, dissemination and presentation of results.

The vast majority of the reported follow-ups were based on the findings obtained from the enhanced AIRs submitted in 2019 (88%) and further thematic assessments of RDPs 2014 – 2020 (4%). To a lesser extent, MAs reported follow-ups based on results obtained from the AIRs submitted in 2018 and 2020 (3%) or self-standing evaluations related to other rural topics (1%) (e.g., generational renewal, climate change, precision farming). In 1% of the reported follow-ups, it was not possible to identify the source of the evaluation results. 'Other' sources (3%) include the evaluation of the NRN, or the evaluation of the communication.

3 OVERALL ASSESSMENT

3.1 Summary assessment on progress in implementing the evaluation plans and conclusions

Overall, Member States have made considerable progress in their evaluation activities reported in 2020. The lessons from the evaluation activities for the enhanced AIR in 2019 have been drawn and resulted in clear action points: closing data gaps, making better use of existing data, putting more efforts on the quantification of complementary results indicators and impact indicators. These lessons are also reflected in the reported follow-up activities in 2020 and will orient the evaluation efforts until the ex post evaluation.

Specifically, the synthesis of the information reported in the AIRs submitted in 2020 allows to draw the following conclusions:

To what extent have Member States progressed in the implementation of their evaluation and data-management activities?

- **RDPs have in 2019 shifted from the planning and preparing phase of the evaluation cycle, to the actual conduction, dissemination and follow-up of evaluations activities.** This trend is reflected in the high number of reporting and dissemination activities (136) compared to the relative low numbers of planning and coordinating activities (74). Most of the reported evaluation activities were related to the conducting, reporting and disseminating evaluations for the enhanced AIRs in 2019, one of the major evaluation milestones in the programming period in which Member States for the first time answered to all 30 Common Evaluation Questions. However, Member States also carried out other evaluation activities, such as horizontal evaluations of ESI-fund programmes, synthesising LAG level evaluations, etc. Moreover, Member States continued to prepare and tender out evaluations for the current programming period (e.g. thematic evaluations on young farmers, LEADER, evaluation of agri-environmental measures).
- **Efforts in data collection and analysis, specifically for the environment, have gained in importance compared to the previous reporting years.** While the synthesis shows that overall the reported activities increased slightly (by 9%), specifically the collection of environmental data (e.g. on birds, butterflies, biotopes) has received major attention in 2019. Overall, the collection of environmental data still remains a challenge for Member States in view of the ex-post evaluation and also in view of preparing the future monitoring and evaluation system of the CAP Strategic Plans and to measure the contribution of the CAP to the European Green Deal targets. Data collection on investment measures and on LEADER/CLLD (e.g. the collection of data from LAG-level evaluation activities, improved annual reporting from LAGs etc.) was also frequently described. Several activities to better interlink data from Paying Agencies and other bodies (programme management units, environmental agencies, BirdLife etc.) for the purpose of evaluation have been reported.
- **RDP evaluation plans remained stable in the reporting period.** Modifications of the Evaluation Plan were reported only by 8 RDPs and were mainly focused on the update of governance and coordination arrangements, evaluation topics as well as the adaptation of resources for evaluation. It can however be expected that the Evaluation Plans may be subject to major updates in the coming reporting years due to contextual changes caused by the COVID-19 situation and the transition period.

To what extent were Member States able to report on the assessment of RDP results and impacts based on sound evidence?

- **A broad range evaluation outcomes has become available in the Member States, both in terms of completed evaluations and of detailed evaluation findings on RDP achievements and impacts.** More than 90 AIRs included completed evaluations and summaries, compared to 75 in the previous year. Moreover, the reported evaluation findings did not only concern the

assessment of the RDP delivery and of the progress against targets, but the largest share of findings (42%) concerned actual RDP achievements and impacts.

- **The biggest share of evaluations covered all or multiple RD objectives and priorities. Thematic evaluations on the environmental objective were double as frequent as evaluations focusing on territorial balance.** One third of the completed evaluations covered the assessment of all or multiple RDP priorities and objectives. In addition, nearly a quarter of the completed evaluations addressed specifically the environmental CAP objective. The latter included for example the assessment of RDP impacts on biodiversity, the assessment of agri-environmental measures and their link to the reduction of GHG emissions. The CAP objective territorial balance has been a specific topic in 12% of the evaluations, whereas 5% were each dedicated to the objective competitiveness and to the horizontal RD priority knowledge transfer and innovation.
- **Evaluation findings on actual RDP results and impacts were most frequent for focus areas under the CAP objective ‘competitiveness’ and ‘environment’** whereas under the horizontal priority ‘knowledge transfer and innovation’ and to a smaller extent also under the CAP objective ‘territorial balance’ the reported the evaluation findings were more focused on the assessment of the delivery of the policy. This may be explained by the lower level of uptake in the respective RD measures. Specifically, for the priority ‘knowledge transfer and innovation’ a sound assessment of the actual results and impacts is still to be expected.

To what extent have Member States reported, disseminated and used evaluation findings and for what purpose?

- **An overall improved level of reporting on evaluations can be observed in the Member States, based on the AIRs submitted in 2020.** This is reflected by the higher quantity and quality of the information included in chapter 2 of the AIRs in 2020. The evaluation sections were more complete (e.g. 80 AIRs filled at least six out of the seven sub-sections of chapter 2) and the relevant sub-sections presented more information on RDP achievements and impacts.
- **The targeted dissemination of RDP evaluations findings to the evaluation stakeholders has increased, highlighting in particular the importance of internal and public meetings for a thorough communication of evaluation findings to the relevant stakeholders and decision makers.** In total, 372 communication activities in relation to publicising evaluation findings were reported in 2020, which is 71 activities more than reported in 2019. There have been more than five million stakeholders reached. Most of the stakeholders were reached through websites (4.6 million), publications (228,000) and social media (128,000). Meetings (internal and public) were the most frequently used dissemination channels. In terms of target groups, most of the communication activities were specifically addressed to selected groups, such as RDP Monitoring Committees, Local Action Groups, National/Regional authorities, researchers and thematic experts, evaluators, National Rural Networks, rural networks and associations.
- **The use of evaluation results has substantially increased and serves both the optimization of the RDP implementation as well as the preparation of the CAP Strategic Plans post-2020.** Due to the availability of comprehensive RDP assessments in 2019, Member States were able to report three times more follow-up activities (1,195) than in the previous reporting year. Evaluation results were mostly used for improving the RDP delivery mechanism (36%). However, already a considerable share of the follow-up activities (27%) were related to preparing the CAP Strategic Plan for the post-2020 period. The adaptation of the RDP monitoring and evaluation system is addressed by 17% of the reported follow-ups and has in many cases implications for both the current, as well as for the future programming period.

3.2 Recommendations on better reporting

Despite the wealth of information reported in the AIRs submitted in 2020, specific areas for improvement can be identified with a view to better report on the progress in implementing the RDP evaluation plan.

Specifically, the following recommendation can be given:

Topic / subsection	Recommendations
General	<ul style="list-style-type: none"> • Report only the information corresponding to the previous calendar year (i.e. some AIR included the progress made in 2020, which should be reported in the AIRs to be submitted in 2021); • Don't forget to report also about problems encountered and solutions adopted in the sections where this is relevant.
Ad a) description of any modifications made to the evaluation plan in the RDP during the year, with their justification;	<ul style="list-style-type: none"> • Check if the Evaluation Plan needs an update due to COVID-19 situation or the transition period (e.g. timeline, topics) • Report only on the modifications of the RDP evaluation plan (rather than on modifications of the RDP itself);
Ad b) description of the evaluation activities undertaken during the year;	<ul style="list-style-type: none"> • Focus on preparatory evaluation activities for the ex post evaluation (e.g. drawing lessons from previous evaluation activities, planning and preparing the tendering of the ex-post etc). • Report on ongoing evaluation activities, if any.
Ad c) description of activities undertaken in relation to the provision and management of data;	<ul style="list-style-type: none"> • Report data-related activities in relation to preparing for the ex-post evaluation (e.g. review of data needs and data sources, strategies to cover data gaps, adapting data systems, activities to enable counterfactual evaluation);
Ad d) list of completed evaluations, including references to where they have been published on-line;	<ul style="list-style-type: none"> • Report on completed evaluations rather than various information (like brochures or publications linked to implementation). • Make sure to include for each completed evaluation also a brief and informative abstract (rather than referring to where such an abstract can be found). • Ensure that the included hyperlink leads directly to the completed evaluation (rather than to a general ministry website). • Fill one row for each completed evaluation, rather than grouping various evaluations within one row.
Ad e) summary of completed evaluations, focusing on evaluation findings;	<ul style="list-style-type: none"> • Show relevant evaluation findings from evaluations completed in the reporting year, present them systematically in relation to the RD priorities and CAP objectives • Add concise information on interesting evaluation findings and not only a hyperlink where those can be found. • Make sure to describe the actual evaluation findings (rather than recommendations or the evaluation process itself).

	<ul style="list-style-type: none"> • Focus on reporting on the achieved positive or negative results/impacts following from the findings and show the supporting evidence. • .
<p>Ad f) description of communication activities undertaken in relation to publicising evaluation findings;</p>	<ul style="list-style-type: none"> • Cover all communication activities in relation to the different target groups, such as RDP Monitoring Committees, Local Action Groups, National/Regional authorities, researchers and thematic experts, evaluators, National Rural Networks, rural networks and associations as well as wider public.
<p>Ad g) description of the follow-up given to evaluation results.</p>	<ul style="list-style-type: none"> • Focus on follow-up actions undertaken, rather than listing the recommendations or intended action points. • Show how you are making use of evaluation results to improve the implementation of the current policy and/or to improve the design of the future policy.

4 ANNEX: COMPLETED EVALUATIONS REPORTED IN SUB-SECTION D)

The following tables show only a selection of completed evaluations reported in AIR chapter 2, subsection d). It does not exclude completed evaluations already reported in previous reporting periods (e.g. ex post evaluations of RDPs 2007-2013, ex ante evaluation of RDPs 2014 – 2020, AIRs 2017 and 201

Table 1. Completed evaluations related to competitiveness

RDP	Publisher	Title	Year	Language	Reference
Estonia	Agricultural Research Centre	FADN data suitability study for the evaluation of the measures of the Estonian RDP 2014-2020	2019	EE	https://pmk.agri.ee/sites/default/files/2019-10/2019-FADN-andmestiku-sobivus-MAK-2014-2020-hindamiseks.pdf
Estonia	Agricultural Research Centre	Number of jobs created with the help of projects supported by the Estonian RDP 2014-2020 in 2018	2019	EE	https://pmk.agri.ee/sites/default/files/2019-10/2018-MAK-2014-2020-loodud-tookohad-2018-aruanne.pdf
Estonia	Agricultural Research Centre	Support needs and possible intervention logic for farmers and stakeholders involved in the processing and marketing of agricultural products in rural areas in Estonia	2019	EE	https://pmk.agri.ee/sites/default/files/2020-02/2019-ettevotete-toetusvajaduse-lopparuanne-veebile-MMAO.pdf
Germany - Lower Saxony + Bremen	Thünen Institute for Rural Areas	RDP of Lower Saxony and Bremen 2014-2020. Evaluation of the Agricultural Investment Support programme	2020	DE	https://www.eler-evaluierung.de/fileadmin/eler2/Publikationen/Projektberichte/5-Laender-Bewertung/2020/5_2020_-_2020_0605_NIHB_AFP_Modulbericht_final_MS.pdf
Germany - North Rhine-Westphalia	Thünen Institute	Evaluation of the Agricultural Investment Promotion programme (AFP) (Measure 4.1 of the RDP): Survey results of the AFP grant recipients in the RDP 2014-2020 of Nordrhein-Westfalen	2020	DE	https://literatur.thuenen.de/digbib_extern/dn062794.pdf
Hungary	Field Consulting Services Zrt.;	Competitiveness, strengthening the local economy in Hungary	2020	HU	https://www.palyazat.gov.hu/download.php?objectid=1089697

RDP	Publisher	Title	Year	Language	Reference
	Collectivo Kft.				
Italy Piemonte	IRES Piedmont	Investments and generational change in agriculture - Analysis of the selection criteria for operations 4.1.1, 4.1.2. and 6.1.1 of the RDP 2014-2020 of Piedmont Region. Research contribution IRES n. 293/2019	2019	IT	http://www.piemonteurale.it/images/documenti/CR_293-2019_PSR_CriteriBandi.pdf
Sweden	The Swedish Board of Agriculture	Evaluation of animal welfare benefits in Sweden	2019	SE	https://webbutiken.jordbruksverket.se/sv/artiklar/utv198.html
The Netherlands	Wageningen Economic Research	Interim evaluation of the RDP measures on cluster competitiveness in the Netherlands	2019	NL	https://research.wur.nl/en/publications/tussenevaluatie-pop3-maatregelen-cluster-concurrentiekracht

Table 2. Completed evaluations related to environment

RDP	Publisher	Title	Year	Language	Reference
Austria	Federal Agency for Agriculture and Mountain Farmer Issues (BAB), Federal Agency for Water Management (BAW), AGES, HBLFA Raumberg - Gumpenstein, BOKU, Strategy Projects Schlögl, Federal Environment Agency	Evaluation of the Austrian agri-environmental programme (ÖPUL) - National detailed report	2019	DE	https://www.bmlrt.gv.at/dam/jcr:ed1ac333-1a16-44ba-b3d4-6c5455dd8c4c/Nationaler_Detailbericht_2019_OePUL.pdf
Austria	Nina Weber - resource management; Engineering office for biology	Evaluation of Austrian project funding in the field of nature conservation	2019	DE	https://www.bmlrt.gv.at/dam/jcr:206da20c-0793-485f-ae80-5eef2cda25ef/Evaluierung%20der%20C3%B6sterreichischen%20Projekt%20forderungen%20im%20Naturschutzbereich,%202019.pdf

RDP	Publisher	Title	Year	Language	Reference
Austria	WPA - consulting engineers in cooperation with JR-AquaConSol and AGES	Evaluation of the effect of relevant measures of the Austrian RDP 2014-2020 on the protection of groundwater against nutrient inputs	2019	DE	https://www.bmlrt.gv.at/dam/jcr:acec03e2-79d7-4076-89c1-0db25ca59a63/Studie%205:%20Evaluierung%20Gew%C3%A4sserschutz%20%C3%96PUL.pdf
Austria	Birdlife Austria	Assessment of the impact of relevant measures of the Austrian RDP 2014-2020 on birds as indicator species for biological diversity	2019	DE	https://www.bmlrt.gv.at/dam/jcr:27657e22-449f-46f7-8c34-7d88bf82f762/Evaluierung%20Wirkung%20%C3%96PUL%20Ma%C3%9Fnahmen%20auf%20V%C3%B6gel.pdf
Austria	Birdlife Austria	Calculation of the Farmland Bird Index for 2019 in Austria	2019	DE	https://www.bmlrt.gv.at/dam/jcr:fe45b012-b0a4-46ba-a314-03731411fe33/Bericht%20Farmland%20Bird%20Index%202019.pdf
Austria	Suske Consulting	Ecological evaluation of the management of grassland areas with regard to intensification of use and abandonment in Austria	2019	DE	https://www.bmlrt.gv.at/dam/jcr:656ab490-dabb-471b-9cbd-7f4eb7f52cc1/Studie%204:%20Evaluierung%20Gr%C3%BCnland.pdf
Austria	Federal Environment Agency	Summary assessment of the effects of the Austrian RDP 2014-2020 programme on the cross-cutting issues of environment and climate	2019	DE	https://www.bmlrt.gv.at/dam/jcr:db1ff609-7043-4421-b436-fa733f9594b0/Querschnittsevaluierung%20Klima%20und%20Umwelt.pdf
Belgium Flanders	Institute of Nature and Forest Research (INBO)	Effects of management agreements on populations of agricultural birds in Flanders	2019	NL	https://pureportal.inbo.be/portal/files/16409473/DeBruyn_etal_2019_EffectenVanBeheerovereenkomstenOpPopulatiesVanLandbouwwogelsInVlaanderen.pdf

RDP	Publisher	Title	Year	Language	Reference
Belgium Flanders	Flemish Land Agency (VLM)	Collaborating with farmers on biodiversity, environment, and landscape. Experiences with management agreements in Flanders	2018	NL	https://www.vlm.be/nl/SiteCollectionDocuments/Beheero vereenkomsten/voortgangsrapport%20BO%20liggend% 20versie%202%20webversie.pdf
Cyprus	RDP Managing Authority	Award of a contract regarding services for M12 'Aids under the NATURA 2000 Network' in Cyprus	2019	GR	http://www.paa.gov.cy/moa/paa/paa.nsf/All/3458ADE935 4B6418C22584FC004132F0
Estonia	Estonian University of Life Sciences	The study 'Development of seed mixtures of bee forage plants' to be carried out within the framework of the Estonian RDP 2014–2020	2019	EE	https://www.agri.ee/sites/default/files/content/uuringud/u uring-2019-seemnesegud.pdf
Estonia	Agricultural Research Centre	Evaluation report of the Estonian RDP 2014-2020 Priority 4 and 5 measures and Priority 3 animal welfare measure for 2019	2020	EE	https://pmk.agri.ee/sites/default/files/2020- 04/meetmete_aruanne_2019.pdf
Estonia	Agricultural Research Centre	Report of the research conducted in 2019 for the evaluation of Priority 4 and 5 of the Estonian RDP 2014-2020	2020	EE	https://pmk.agri.ee/sites/default/files/inline- files/uuringute_aruanne_2019_kohta_webdk.pdf
Finland	Ministry of Agriculture and Forestry	Assessment of the significance of the RDP 2014-2020 of Mainland Finland for biodiversity and the landscape	2019	FI	http://urn.fi/URN:ISBN:978-952-366-011-3
Finland	Natural Resources Institute Finland	Environmental assessment of the Rural Development Programme 2014-2020 of Mainland Finland	2019	FI	http://urn.fi/URN:ISBN:978-952-326-822-7
France Haute-Normandie	Normandie Region	Evaluation of the agro-environmental and climate measures system in Haute-Normandie	2019	FR	https://www.europe-en- normandie.eu/sites/default/files/feader_eval_maec_evalu ation_des_maec_en_normandie_v4.pdf

RDP	Publisher	Title	Year	Language	Reference
Germany - Baden-Württemberg	Ministry for Rural Areas and Consumer Protection Baden-Württemberg	Ad hoc study on the faunistic evaluation of the FAKT (support programme for agri-environment, climate protection and animal welfare) flower mixtures in Baden-Württemberg	2019	DE	https://foerderung.landwirtschaft-bw.de/pb/site/pbs-bw-new/get/documents/MLR.LEL/PB5Documents/mlr/MEPL/mepl_extern/MEPL_Begleitstudien/190827_MEPL-BI%C3%BChfl%C3%A4chenstudie_Bericht_final.pdf
Germany - Lower Saxony + Bremen	Thünen-Institut / whole	RDP 2014-2020 of Lower Saxony and Bremen - Contributions to the evaluation of the Focus Area 4A Biodiversity	2020	DE	https://www.eler-evaluierung.de/fileadmin/eler2/Publikationen/Projektberichte/5-Laender-Bewertung/2020/01_2020_-_NI_HB_SPB4A_MS.pdf
Germany - Lower Saxony + Bremen	Thünen Institute for Rural Areas	Water protection advice in the RDP of Lower Saxony and Bremen - Implementation in the advice setting according to the Water Framework Directive	2019	DE	https://www.eler-evaluierung.de/fileadmin/eler2/Publikationen/Projektberichte/5-Laender-Bewertung/2019/12_19_Bericht_WRRL_Beratung_final_31_07_2019.pdf
Latvia	AREI	Impact of the Latvian RDP on Biodiversity: Botanical diversity of protected grassland habitats of EU importance	2019	LV	https://www.arei.lv/sites/arei/files/files/lapas/LAP_2020_novertejums_zalaji_19072019_0.pdf
Latvia	AREI	Assessment of soil quality indicators in various areas supported by the Latvian RDP 2014-2020 measures	2019	LV	https://www.arei.lv/sites/arei/files/files/lapas/Augsnes_raditaji_LAP_pasakumos.pdf
Latvia	AREI	Communities of ground beetles and rove beetles in conventionally and biologically managed agrocenoses in Latvia	2019	LV	https://www.arei.lv/sites/arei/files/files/lapas/Skrejvaboles_atkaite_final_2019.pdf
Slovakia	DAPHNE - Institute of Applied Ecology, NGO	Evaluation of the development of areas with high natural value on agricultural land in Slovakia	2019	SK	https://www.mpsr.sk/monitoring-uzemi-s-vysokou-prirodnou-hodnotou-hnv2-polnohospodarska-mozaikova-krajina-s-nizkou-intenzitou-polnohospodarstva-a-s-prirodnymi-a-strukturnymi-prvkami/1289-43-1289-15454/

RDP	Publisher	Title	Year	Language	Reference
Slovakia	National Agricultural and Food Centre, Research Institute of Soil Science and Soil Protection	Development of soil erosion trends and soil organic matter content for the evaluation of the Slovak RDP 2014-2020	2019	SK	https://www.mpsr.sk/vyvoj-trendov-erozie-pody-a-obsahu-organickej-hmoty-v-pode-pre-hodnotenie-prv-sr-2014-2020/1289-43-1289-15457/
Slovakia	National Forestry Centre, Zvolen	Quantitative evaluation of the effects of selected forestry measures of the Slovak RDP 2014-2020 for the Focus Areas 4 and 5	2019	SK	https://www.mpsr.sk/kvantitativne-hodnotenie-ucinku-vybranych-lesnickych-opatreni-prv-sr-2014-2020-za-fokusove-oblasti-fo4-a-fo5/1289-43-1289-15455/
Slovenia	DOPPS-Birdlife Slovenia	Monitoring of selected qualifying bird species in Natura 2000 sites in Slovenia in 2019	2019	SI	https://www.program-podezelja.si/images/SPLETNA_STRAN_PRP_NOVA/1_PRP_2014-2020/1_4_Spremljanje_in_vrednotenje/4_Monitoringi/ptice/Porocilo_monitoring_ptice_2019_corr.pdf
Slovenia	Centre for Cartography of Fauna and Flora	Monitoring of selected target butterfly species in Slovenia in 2019	2019	SI	https://www.program-podezelja.si/images/SPLETNA_STRAN_PRP_NOVA/1_PRP_2014-2020/1_4_Spremljanje_in_vrednotenje/4_Monitoringi/metulji/Monitoring_metulji_2019.pdf
Slovenia	DOPPS-Birdlife Slovenia	Monitoring of common bird species for the determination of the Slovenian Farmland Bird Index - Partial report for the year 2019	2019	SI	https://www.program-podezelja.si/images/SPLETNA_STRAN_PRP_NOVA/1_PRP_2014-2020/1_4_Spremljanje_in_vrednotenje/4_Monitoringi/ptice/SIPKK_2019_poro%C4%8Dilo_v2.pdf
Spain - Castilla-La Mancha	General Directorate of Rural	Calculation of the Common Context Indicator No. 35: Birds linked to agricultural lands in the territory of Castilla-La Mancha in 2019	2019	ES	https://pdr.castillalamancha.es/sites/pdr.castillalamancha.es/files/documentos/pdf/20191118/memoria_sacre_clm_2019.pdf

RDP	Publisher	Title	Year	Language	Reference
	Developme nt of the Ministry of Agriculture, Environmen t and Rural Developme nt				
Spain - Comunidad Foral de Navarra	Department of Rural Developme nt and Environmen t	Preparation of the agri-environmental indicators of the environmental monitoring programme of the RDP 2014-2020 of the Comunidad Foral de Navarra	2019	ES	https://www.navarra.es/NR/rdonlyres/86815038-FE6D-404A-9A29-3C27FCCBF013/455979/Informe_PVA_2019_final2.pdf
Sweden	The Swedish Board of Agriculture	Are the protection zones located in the right place to prevent erosion? Comparison between the Swedish RDPs 2007-2013 and 2014-2020	2019	SE	https://webbutiken.jordbruksverket.se/sv/artiklar/utv1915.html
Sweden	The Swedish Board of Agriculture	How does the level of environmental benefits affect the willingness to apply? Evaluation of the significance of the level of benefits for applicants in the Swedish RDP	2019	SE	https://webbutiken.jordbruksverket.se/sv/artiklar/utv1914.html
Sweden	The Swedish Board of Agriculture	Wetlands and ponds in Sweden	2019	SE	https://webbutiken.jordbruksverket.se/sv/artiklar/upp192.html
The Netherlands	PBL Netherlands Environmen tal	Contribution of the Dutch RDP to the improvement of water quality in The Netherlands	2019	NL	https://www.netwerkplatteland.nl/binaries/netwerkplatteland/documenten/rapporten/2019/06/24/bijdrage-verbetering-waterkwaliteit/20190620+Bijdrage+POP+aan+verbetering+waterkwaliteit.pdf

RDP	Publisher	Title	Year	Language	Reference
	Assessment Agency				
The Netherlands	Wageningen Economic Research	Progress report on agricultural nature and landscape management in the Netherlands	2019	NL	https://library.wur.nl/WebQuery/wurpubs/551760
United Kingdom - England	Natural England	Catchment sensitive farming evaluation report – Water quality phases 1 to 4 (2006-2018) in the United Kingdom	2019	EN	http://publications.naturalengland.org.uk/publication/4538826523672576
United Kingdom - England	Defra	Effects of winter-long provision of seed rich habitats on seed eating farmland birds in the United Kingdom	2015	EN	http://randd.defra.gov.uk/Default.aspx?Menu=Menu&Module=More&Location=None&Completed=1&ProjectID=18177
United Kingdom - England	Defra	Effectiveness of Environmental Sensitive Areas in conserving lowland wet grassland in the United Kingdom	2014	EN	http://sciencesearch.defra.gov.uk/Document.aspx?Document=14480_Long-term_effectiveness_of_ES_in_conserving_LWG_2012_09December2014ACchecks(3).pdf
United Kingdom - England	Defra	Evaluating new legume and herb rich sward options in the United Kingdom	2018	EN	http://sciencesearch.defra.gov.uk/Document.aspx?Document=14467_EK21Finalreport-2019.pdf
United Kingdom - England	Defra	Agreement scale monitoring of Higher Level Stewardship Scheme in the United Kingdom	2018	EN	http://sciencesearch.defra.gov.uk/Document.aspx?Document=14454_HLSresurveyproject_ECM6937_Fullfinalreport_CEHCRPRSeptember2018.pdf

Table 3. Completed evaluations related to territorial balance

RDP	Publisher	Title	Year	Language	Reference
Austria	WIFO, BOKU	An interim assessment of the effects of the Austrian RDP 2014-2020 (socio-economic effects of the programme)	2019	DE	https://www.wifo.ac.at/jart/prj3/wifo/resources/person_dokument/person_dokument.jart?publikationsid=61913&mime_type=application/pdf
Austria	Metis, BAB, Christine Hamza M	Promotion of social inclusion, poverty reduction and economic development in rural areas in Austria	2019	DE	https://www.bmlrt.gv.at/dam/jcr:296a065f-7b0b-497d-add2-b4eee2030bc5/Evaluierungsbericht%20LE%2014-20_Paket%20J_Soz_Infra_Dienste.pdf
Austria	WIFO	Gender index: labour market situation and living conditions of women and men at the regional level in Austria	2018	DE	https://www.bmlrt.gv.at/dam/jcr:595696af-4ba6-48e7-83e0-c0c0b470d5ce/06_Bock-Schappelwein_Genderindex_ig.pdf
Estonia	Market Research Limited Liability Company	Awareness survey of the Estonian Rural Development Programme and the European Maritime and Fisheries Fund	2019	EE	https://www.agri.ee/sites/default/files/content/uuringud/uuring-2019-mak-emkf.pdf
Finland	Natural Resources Institute Finland	RDP 2014-2020 of Mainland Finland: Evaluation of regional economy and employment measures	2019	FI	http://urn.fi/URN:ISBN:978-952-326-816-6
France PACA	- n.a.	Evaluation of the European Agricultural Fund for Rural Development (EAFRD). Answers to Evaluation Questions complementary to the PACA Region.	2018	FR	https://www.calameo.com/read/001157436a56810c585fe
Germany Hessen	- Thünen Institute for Rural Areas	Assessment of Focus Area 6B - Promoting local development in rural areas in Hessen	2019	DE	https://www.eler-evaluierung.de/fileadmin/eler2/Publikationen/Projektberichte/5-Laender-Bewertung/2019/16_2019_HE_6b_Bericht_TI_end_mit_Anhaengen.pdf

RDP	Publisher	Title	Year	Language	Reference
Germany - Hessen	Thünen Institute for Rural Areas	Case studies on the support of rural infrastructures in Hessen. Sub-measure 7.2, investment in the creation, improvement or expansion of all types of small infrastructures	2020	DE	https://www.eler-evaluierung.de/fileadmin/eler2/Publikationen/Projektberichte/5-Laender-Bewertung/2020/3_2020-HE-Berichte-aus-der-Evaluation-Wegebau-2.pdf
Germany - Lower Saxony + Bremen	Thünen Institute for Rural Areas	Evaluation of the funding measure 'Creating transparency - from the shop counter to the producer'. RDP 2014-2020 of Lower Saxony and Bremen	2020	DE	https://www.eler-evaluierung.de/fileadmin/eler2/Publikationen/Projektberichte/5-Laender-Bewertung/2020/02_2020_-_NI_HB_16.9_Bericht_Transparenz_schaffen_final.pdf
Germany - Schleswig-Holstein	Thünen Institute for Rural Areas	Case studies on rural road construction in Schleswig-Holstein (2019)	2019	DE	https://www.eler-evaluierung.de/fileadmin/eler2/Publikationen/Projektberichte/5-Laender-Bewertung/2019/17_2019_SH_Fallstudie_Wegebau_mit_Anhang.pdf
Hungary	Field Consulting Services Zrt.; Collectivo Kft.	Contributions of RDP Priority 6 measures to promoting social inclusion and reducing poverty in Hungary	2020	HU	https://www.palyazat.gov.hu/download.php?objectid=1089701
Sweden	The Swedish Board of Agriculture	The programme and the money 2018: Support for tourism within the Swedish RDP and within locally led development	2019	SE	https://webbutiken.jordbruksverket.se/sv/artiklar/utv194.html
Sweden	The Swedish Board of Agriculture	Perceived effects of investment support in Sweden	2019	SE	https://webbutiken.jordbruksverket.se/sv/artiklar/utv199.html
Sweden	The Swedish Board of Agriculture	Project support in the Swedish RDP that is similar to locally led development	2019	SE	https://webbutiken.jordbruksverket.se/sv/artiklar/upp1912.html

RDP	Publisher	Title	Year	Language	Reference
United Kingdom - Wales	Welsh Government	Refugees employment and skills support study in Wales	2020	EN	https://gov.wales/refugees-employment-and-skills-support-study

Table 4. Completed evaluations related to knowledge transfer and innovation

RDP	Publisher	Title	Year	Language	Reference
Austria	IFA Styria	Accompanying study to evaluate the implementation and the effect of knowledge transfer measures (education and counselling) as part of the Austrian RDP 2014-2020	2019	DE	https://www.bmlrt.gv.at/dam/jcr:0b9d31db-0f08-4dc3-8a25-b2e7e31a14f5/Endbericht_Evaluation_Wissenstransfer_IFA%20Steiermark_6.4.2020.pdf
Austria	Federal Agency for Agriculture and Mountain Farmer Issues (BAB)	National Report on 'Knowledge transfer and innovation' and the 'Cross-cutting objective of innovation' in Austria	2019	DE	https://www.bmlrt.gv.at/dam/jcr:da9afabc-60ce-4aea-935b-65d768124576/Priorit%C3%A4t%201_Wissenstransfer_Innovation.pdf
Finland	Ministry of Agriculture and Forestry	RDP 2014-2020 of Mainland Finland: Assessment of the impact of innovation, education and cooperation	2019	FI	http://urn.fi/URN:ISBN:978-952-366-010-6
Hungary	Field Consulting Services Zrt.; Collectivo Kft.	Knowledge capital: assessment of training and advisory services in Hungary	2020	HU	https://www.palyazat.gov.hu/download.php?objectid=1089543
Hungary	Field Consulting Services Zrt.; Collectivo Kft.	Innovation impact assessment in Hungary	2020	HU	https://www.palyazat.gov.hu/download.php?objectid=1089699
The Netherlands	Ecorys	Evaluation of the cluster innovation of the RDP of the Netherlands	2019	NL	https://www.netwerkplatteland.nl/documenten/rapporten/2019/06/25/evaluatie-cluster-innovatie-pop3-eindrapport

RDP	Publisher	Title	Year	Language	Reference
United Kingdom - Wales	Welsh Government	Evaluation of the knowledge transfer, innovation and advisory services scheme in Wales	2020	EN	https://gov.wales/evaluation-knowledge-transfer-innovation-and-advisory-services-programme

Table 5. Completed evaluations related to multiple RDP Priorities

RDP	Publisher	Title	Year	Language	Reference
Estonia	Agricultural Research Centre	Final report of the mid-term evaluation of Priorities 1, 2, 3, 4, 5 and 6 of the Estonian RDP 2014–2020	2019	EE	https://www.agri.ee/sites/default/files/content/uuringud/uuring-2019-mak-2014-prioriteetid-1-6-vahe.pdf
Germany - Baden-Württemberg	Ministry for Rural Areas and Consumer Protection Baden-Württemberg	Assessment report 2019 of the RDP of Baden-Württemberg, reporting period 2014-2018	2019	DE	https://foerderung.landwirtschaft-bw.de/pb/site/pbs-bw-new/get/documents/MLR.LEL/PB5Documents/mlr/MEPL/mepl_extern/MEPL_Monitoring/Evaluierung%202019/Bewertungsbericht_2019_MEPL%20III.pdf?attachment=true
Germany - Bavaria	Bavarian State Ministry of Food, Agriculture and Forestry	Measure-specific evaluation of the RDP of Bavaria 2014 - 2020	2019	DE	https://www.stmelf.bayern.de/mam/cms01/agrarpolitik/da-teien/eplr_durchfuehrungsbericht_2018_massnahmenspezifisch.pdf
Italy - Calabria	ISRI-Sinapsys	Answers to the common evaluation questionnaire 2019 in Calabria	2019	IT	http://www.calabriapsr.it/images/pdf/monitoraggio/QVC%2019%20Calabria%20Relazione%201.1.pdf
Italy - Campania	MA	In-depth investigations on specific interventions of the RDP of Campania	2019	IT	http://www.agricoltura.Regione.campania.it/PSR_2014_2020/pdf/indagini_specifiche_RVA_2019.pdf
Latvia	AREI	Impact of RDP 2014-2020 support on the development of organic farming in Latvia	2019	LV	https://www.arei.lv/sites/arei/files/files/lapas/Atskaite_LA_P%202014-

RDP	Publisher	Title	Year	Language	Reference
					2020%20ietekme%20uz%20BLS_att%C4%ABst%C4%A Bbu.pdf
United Kingdom - Wales	Welsh Government	Food business investment scheme: A review	2019	EN	https://gov.wales/food-business-investment-scheme- review

Table 6. Completed evaluations related to RDP governance, delivery, monitoring and evaluation

RDP	Publisher	Title	Year	Language	Reference
Austria	Cooperation project Büro L	Equality between men and women in the Austrian Rural Development Programme 2014-2020	2019	DE	https://www.bmlrt.gv.at/dam/jcr:5a014d13-d5fa-4766-897c-c1418c6895e9/Studie%204:%20Evaluierung%20Chancengleichheit%20LE%2014-20.pdf
Italy - Campania	MA	Assessment of the stakeholders' perception of the effectiveness of the RDP 2014-2020 of Campania	2020	IT	http://www.agricoltura.Regione.campania.it/PSR_2014_2020/pdf/indagine_08-19_01-20.pdf
Italy - Emilia-Romagna	Emilia Romagna Region	Dissemination summary of the interim evaluation report to 2018 of Emilia-Romagna	2018	IT	https://agricoltura.Regione.emilia-romagna.it/psr-2014-2020/doc/monitoraggio-e-valutazione/documenti-monitoraggio-e-valutazione
Italy - Lazio	Cogea independent evaluator	First thematic report on the communication activities of the RDP 2014-2020 of Lazio	2019	IT	http://lazioeuropa.it/files/200730/rapporto_tematico_1_sulle_attivita_di_comunicazione_del_psr_2014_2020.pdf
Italy - Lazio	Cogea independent evaluator	Report on the conditions of evaluation of the RDP and evaluation design of Lazio	2019	IT	http://lazioeuropa.it/files/201027/disegno_valutativo_psr_lazio.pdf
Italy - Rural Network Programme	Lattanzio Monitoring & Evaluation	Report on the evaluation design of the Italian Rural Network Programme	2019	IT	https://www.reterurale.it/flex/cm/pages/ServeAttachment.php/L/IT/D/3%252F9%252Fc%252FD.e01a139ea545b590f066/P/BLOB%3AID%3D17601/E/pdf
Italy - Rural Network Programme	Lattanzio Monitoring & Evaluation	Report on valuation conditions of the Italian Rural Network Programme	2019	IT	https://www.reterurale.it/flex/cm/pages/ServeAttachment.php/L/IT/D/7%252F6%252Fb%252FD.a51d3dbe503ff6303ac8/P/BLOB%3AID%3D17601/E/pdf
Italy - Umbria	Lattanzio Monitoring & Evaluation	Thematic study for the identification of any proposed adjustments to improve the RDP of Umbria	2019	IT	http://www.Regione.umbria.it/documents/18/17043417/ODG+2+Approfondimento+tematico+-+Stato+attuazione+PSR.pdf/286205bd-de4b-48d4-8842-4bda4845fdb5

RDP	Publisher	Title	Year	Language	Reference
Italy Umbria	- Lattanzio Monitoring & Evaluation	Thematic analysis of the effectiveness of the communication strategy of the 2014-2020 RDP of Umbria	2019	IT	https://www.regione.umbria.it/documents/18/24511854/Efficacia+della+strategia+di+comunicazione.pdf/3d879060-f06f-4b7c-b820-920d2666eaff
Romania	Ministry of Agriculture and Rural Developme nt	Evaluation of poorly accessed measures within the Romanian RDP 2014-2020	2019	RO	https://www.madr.ro/docs/dezvoltare-rurala/evaluare_/2020/studiu-de-evaluare-masuri-slab-accesate-RO.pdf
Romania	Ministry of Agriculture and Rural Developme nt	Evaluation of the impact of over-regulation on the implementation of the Romanian RDP 2014-2020	2019	RO	https://www.evaluare-structurale.ro/en/web/guest/rapoarte-/-studii/-/document_library/IgT3zwcihNJM/view_file/458793?com.liferay.document_library_web_portlet_DLPportlet_INSTANCE_IgT3zwcihNJM_redirect=https%3A%2F%2Fwww.evaluare-structurale.ro%2Fen%2Fweb%2Fguest%2Frapoarte-%2Fstudii%2F-%2Fdocument_library%2FIgT3zwcihNJM%2Fview%2F458744%3Fcom.liferay.document_library_web_portlet_DLPportlet_INSTANCE_IgT3zwcihNJM_redirect%3Dhttps%253A%252F%252Fwww.evaluare-structurale.ro%252Fen%252Fweb%252Fguest%252Frapoarte-%252F-studii%253Fp_id%253Dcom.liferay.document_library_web_portlet_DLPportlet_INSTANCE_IgT3zwcihNJM%2526p_p_lifecycle%253D0%2526p_p_state%253Dnormal%2526p_p_mode%253Dview%2526com.liferay.document_library_web_portlet_DLPportlet_INSTANCE_IgT3zwcihNJM_navigation%253Dhome%2526com.liferay.doc

RDP	Publisher	Title	Year	Language	Reference
					ument_library_web_portlet_DLPortlet_INSTANCE_lgT3zwcihNJM_folderId%253D458741
Sweden	The Swedish Board of Agriculture	Reasonably high support? A literature study on support effects and a survey of support levels in the Swedish RDP 2014-2020	2019	SE	https://webbutiken.jordbruksverket.se/sv/artiklar/utv196.html
Sweden	The Swedish Board of Agriculture	The programme and the money 2018: Support for tourism within the Swedish RDP and within locally led development	2019	SE	https://webbutiken.jordbruksverket.se/sv/artiklar/utv194.html
Sweden	The Swedish Board of Agriculture	The application of selection criteria in the Swedish Rural Development Programme 2014 - 2020	2019	SE	https://webbutiken.jordbruksverket.se/sv/artiklar/utv195.html
United Kingdom - Scotland	Scottish Government	Evaluation of the Scottish Food Processing, Marketing and Co-operation Fund 2014-2020	2019	EN	https://www.gov.scot/publications/evaluation-food-processing-marketing-co-operation-fund-2014-2020/
United Kingdom - Scotland	Scottish Government	Scottish Farm Advisory Service: Enhanced monitoring and evaluation	2019	EN	https://www.gov.scot/publications/farm-advisory-service-enhanced-monitoring-evaluation/

Table 7. Completed evaluations related to National Rural Networks and technical assistance

RDP	Publisher	Title	Year	Language	Reference
Austria	METIS – supporting good governance	Evaluation of the Land Future Area Network (National Rural Network of Austria)	2019	DE	https://www.bmlrt.gv.at/dam/jcr:e9cd25a2-9136-4e45-9aa7-7a350bed563d/Evaluierung%20Netzwerk%20Zukunftsraum%20Land%20LE%2014-20.pdf
France - Haute-Normandie	Normandie Region	Evaluation of the technical assistance and communication strategy of the European Structural and Investment Funds in Normandie	2019	FR	https://www.europe-en-normandie.eu/sites/default/files/eval_at_4p_vf_03_10_19.pdf
Germany - Rural Network Programme	Private Institute for Regional and Business Development (PRU)	Ongoing evaluation 2018 of the German Rural Network Programme for the period 2015-2024	2019	DE	https://enrd.ec.europa.eu/sites/enrd/files/evaluation_publications/eval_nrn_de.pdf
Italy - Rural Network Programme	Lattanzio Monitoring & Evaluation	Annual evaluation report 2019 of the Italian Rural Network Programme	2019	IT	https://www.reterurale.it/flex/cm/pages/ServeAttachment.php/L/IT/D/b%252F0%252F8%252FD.285edf3ede723d7a83bf/P/BLOB%3AID%3D17601/E/pdf
Italy - Rural Network Programme	Lattanzio Monitoring & Evaluation	Annual thematic report 2019 of the Italian Rural Network Programme - Strategic Priority 1	2019	IT	https://www.reterurale.it/flex/cm/pages/ServeAttachment.php/L/IT/D/e%252F3%252F8%252FD.870349b2c24553ebcd12/P/BLOB%3AID%3D17601/E/pdf
Lithuania	Ministry of Agriculture	Recommendations for the improvement of the activities of the Lithuanian Rural Network and its secretariat	2019	LT	https://zum.lrv.lt/uploads/zum/documents/files/LT_versija/Vaiklos_sritys/Kaimo_pletra/Lietuvos_kaimo_pletros_2014%E2%80%932020m._programa/Steb%C4%97sen%C4%97na%20ir%20vertinimas/Tyrimai%20ir%20vertinimai/Rekomendacijos%20d%C4%97LKT%20tobulinimo%202019.pdf

RDP	Publisher	Title	Year	Language	Reference
Spain	CSM Professional Services SL	Carrying out evaluation tasks of the 2019 extended Annual Implementation Report of the RDP 2014-2020 in Spain	2019	ES	https://www.mapa.gob.es/es/desarrollo-rural/temas/programas-ue/evaluacionpndr2019_web_tcm30-523103.pdf
Spain	CSM Professional Services SL	Evaluation of the Spanish Rural Network	2019	ES	http://www.redruralnacional.es/red-rural-nacional-2014-2020

Table 8. Completed evaluations specifically related to LEADER/CLLD

RDP	Publisher	Title	Year	Language	Reference
Austria	IFA Styria	Analysis of the effectiveness and the implementation of the model of 'impact orientation' in the RDP measure LEADER in Austria	2019	DE	https://www.bmlrt.gv.at/dam/jcr:799c847b-fcd0-4c5f-86b6-18ee17a268cb/Studie%203:%20Wirkungsorientierung%20LEADER.pdf
Austria	ÖAR, ZSI	Analysis of the potential of social innovation within the framework of LEADER in the Austrian RDP 2014-2020	2019	DE	https://www.bmlrt.gv.at/dam/jcr:761edd58-f1ed-4e9c-89d1-3e3422891c8a/Studie%202:%20Endbericht%20SLEA.pdf
Austria	Federal Agency for Agriculture and Mountain Farmer Issues (BAB)	Evaluation of the measure LEADER (CLLD) in the Austrian RDP	2019	DE	https://www.bmlrt.gv.at/dam/jcr:25a51474-a0f5-4b75-af49-5e873092cdc6/Evaluierung%20LEADER%20%202019.pdf
Finland	Ministry of Agriculture and Forestry	Rural Development Programme 2014-2020 of Mainland Finland: Evaluation of the LEADER approach	2020	FI	http://urn.fi/URN:ISBN:978-952-366-020-5
Germany - Berlin + Brandenburg	Ministry of Rural Development, Environment and Agriculture	Assessment of the implementation of the LEADER measure of the RDP of Brandenburg-Berlin 2014-2020	2019	DE	https://eler.brandenburg.de/sixcms/media.php/9/Bewertung%20M19_24052019.pdf
Germany - Saxony-Anhalt	Ministry of Finance of the State of Saxony-Anhalt,	Report on the evaluation of the implementation of the LEADER/CLLD measure in Saxony-Anhalt 2014-2020	2019	DE	https://LEADER.sachsen-anhalt.de/fileadmin/Bibliothek/Politik_und_Verwaltung/MF/LEADERnetzwerk/Dokumente/Download/2019-05-24_LEADER_Bericht_M19_ST24.05.2019.pdf

RDP	Publisher	Title	Year	Language	Reference
	Managing Authority EAFRD				
Hungary	Field Consulting Services Zrt.; Collectivo Kft.	Assessing the added value of the CLLD approach in Hungary	2020	HU	https://www.palyazat.gov.hu/download.php?objectid=1089691
Hungary	Field Consulting Services Zrt.; Collectivo Kft.	Evaluation at LAG level in Hungary	2020	HU	https://www.palyazat.gov.hu/download.php?objectid=1089545
Italy - Lazio	Cogea independent evaluator	Guidelines for the evaluation of LEADER strategies by the LAGs in Lazio	2019	IT	http://lazioeuropa.it/files/200730/linee_guida_valutazione_dei_gal.pdf
Portugal - Madeira	ACAPORAMA - Association of 'Houses of the People' of the Autonomous Region of Madeira	Mid-term evaluation of the ACAPORAMA Local Development Strategy of Madeira - Intervention territory of the municipalities Câmara de Lobos, Santa Cruz, Machico and Porto Santo	2019	PT	https://acaporama.org/upload/6d47b0492a2a3f98233198c109ffd0cd.pdf
Sweden	The Swedish Board of Agriculture	The intervention logic and effect thinking in LEADER in Sweden: Sub-report 1	2019	SE	https://webbutiken.jordbruksverket.se/sv/artiklar/utv1911.html

RDP	Publisher	Title	Year	Language	Reference
Sweden	The Swedish Board of Agriculture	How does the administration differ between locally led development and similar measures in other programs in Sweden?	2019	SE	https://webbutiken.jordbruksverket.se/sv/artiklar/upp1913.html
Sweden	The Swedish Board of Agriculture	Is it possible to finance all initiatives in locally led development through the Agricultural Fund in Sweden?	2019	SE	https://webbutiken.jordbruksverket.se/sv/artiklar/upp1911.html
Sweden	The Swedish Board of Agriculture	The work in LAG - Locally led development in Sweden	2019	SE	https://webbutiken.jordbruksverket.se/sv/artiklar/upp198.html
Sweden	The Swedish Board of Agriculture	Changes in the administration of locally led development in Sweden	2019	SE	https://webbutiken.jordbruksverket.se/sv/artiklar/upp196.html
The Netherlands	Bureau Bartels	Mid-term evaluation of LEADER in the Netherlands	2019	NL	https://in05.hostcontrol.com/resources/9217dcf4466037/0d5dc1c978/file-object/0728_Tussenevaluatie%20LEADER_Eindrapport_definitief%20(1).pdf

European Evaluation Helpdesk

Boulevard Saint-Michel 77-79

B - 1040 BRUSSELS

T: +32 2 737 51 30

Email: info@ruralevaluation.eu

<http://enrd.ec.europa.eu>

