

Common Network Statistics (CNS)

2024 summary report

Cristina Rascón, EU CAP Network's
Steering Group – 5th Meeting





What is the CNS?

- It provides a comparative analysis over time of **National Networks' activities**
- Organised by the **EU CAP Network**
- Collects harmonised data **annually from all 28 NNs**
- The only **continuous exercise** that monitors and documents the development and evolution of NNs activities across the EU
- New CNS (2024 data) will be published [on the website soon!](#)



How do we use this data?

- **Summary report.** The public report offers an overview of the NNs' activities over the year. This is an added value for NNs, the EU CAP Network and its stakeholders.
 - New! Focus on comparative analysis and explain the reasons behind the results
- Feed directly into **EU CAP Network's activities**
- Inform our **communication strategy** and update information about NNs on the **website**
- Identification of project examples for the database
- **#ProudOfNetworking** social media campaign





#ProudOfNetworking social media campaign

- **Purpose:** To showcase networking highlights from each NN
- **Format: One post per NN** throughout the summer
- A **calendar of posts** is shared in advance with NNs to support alignment with their own communication activities
- The second edition was also a success!



Structure of the CNS report (2024 data)

1. Events
2. Communication activities
3. Project examples
4. Thematic work
5. Networking highlights
6. Other activities

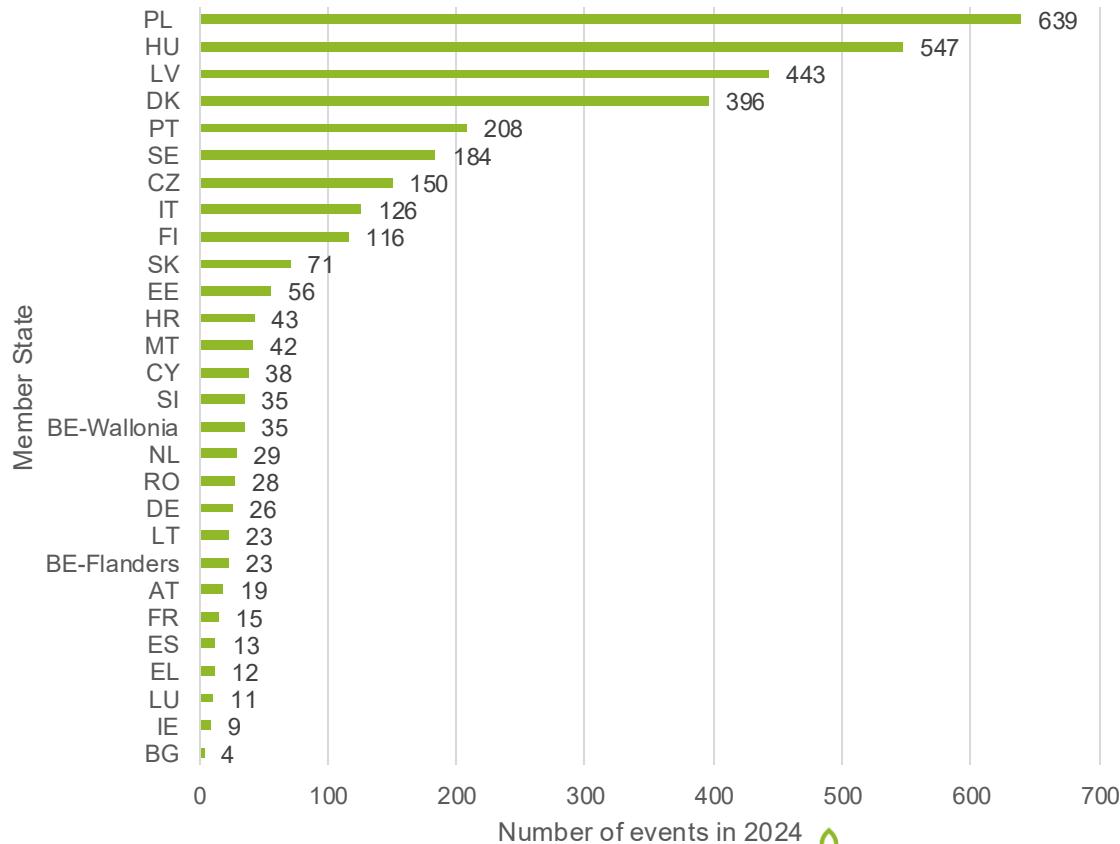




1. Events

- In 2024, the 28 NNs reported a total of **3341** events organised by NNs
- **14 NNs increased and 14 NNs decreased** the number of events organised compared to 2023

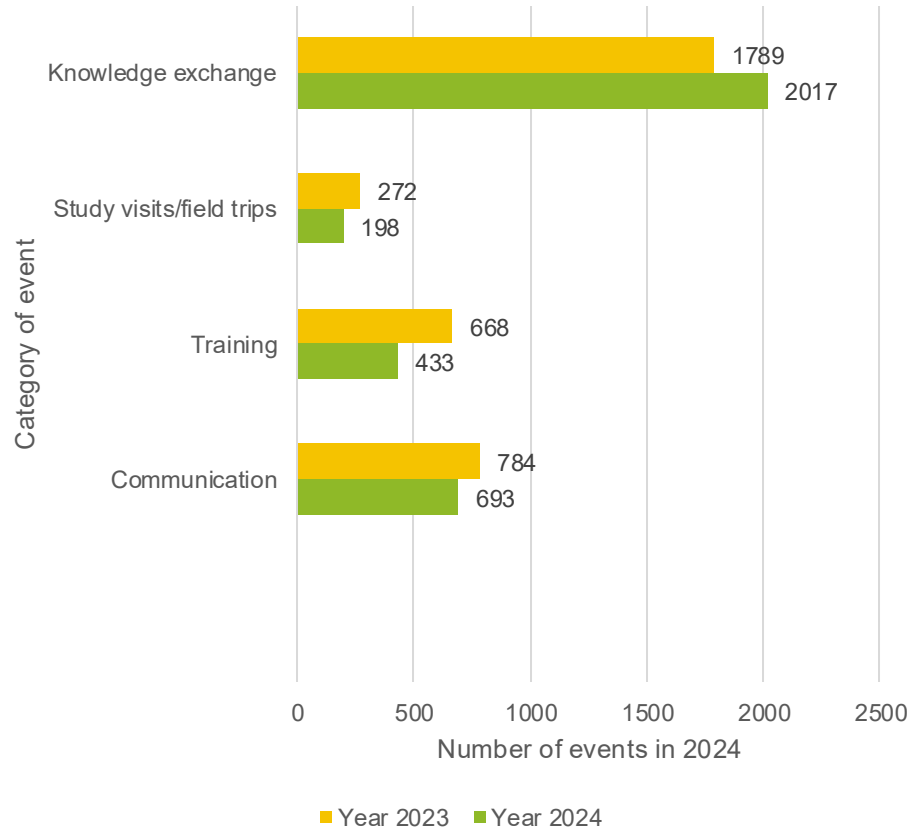
Number of events organised by NNs in 2024





1.1 Category of events

> The number of events dedicated to **knowledge exchange** increased by 13% compared to 2023



1.2 Types of events

- › **National** events are the most commonly organised events across 19 NNs
- › Except in Belgium-Wallonia, Czechia, Hungary, Italy, Poland, and Slovakia, where the majority of events were **regional**



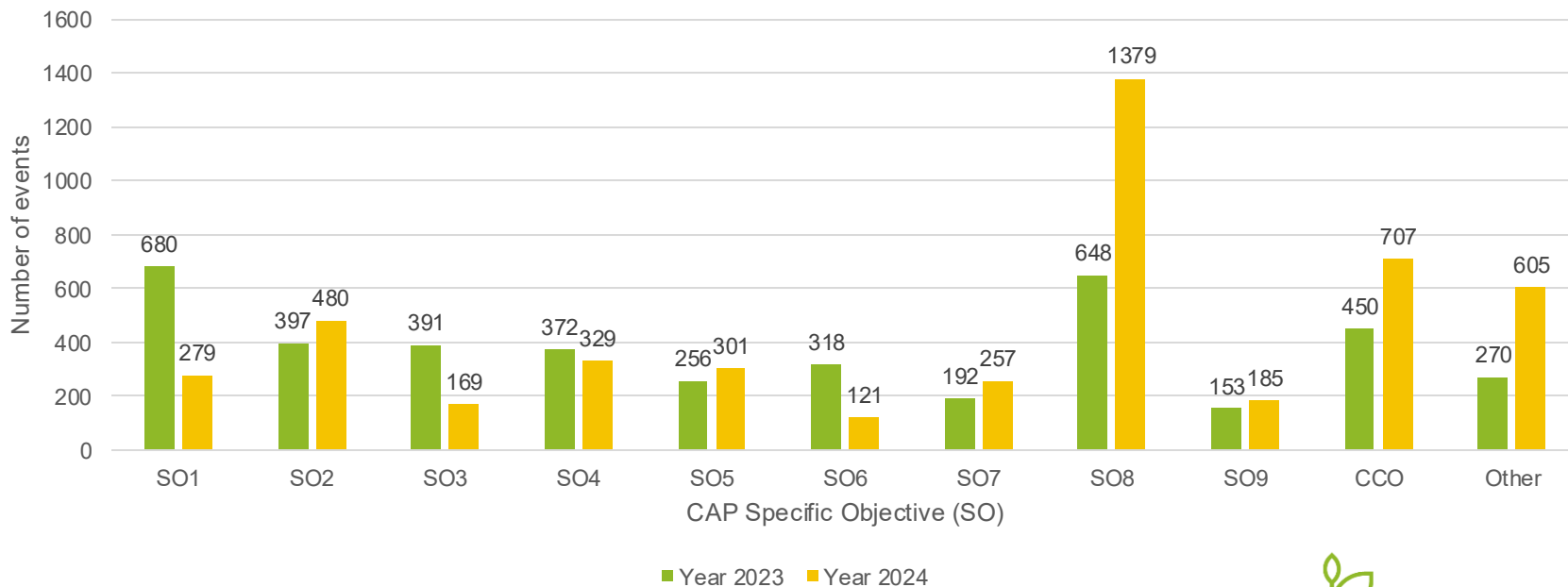
1.3 Format of events

- › **Physical/in-person** events is by far the most popular format (for 25 NNs)
- › Only the Austrian, Finnish, and Swedish NNs organised more **virtual events** than in-person ones.



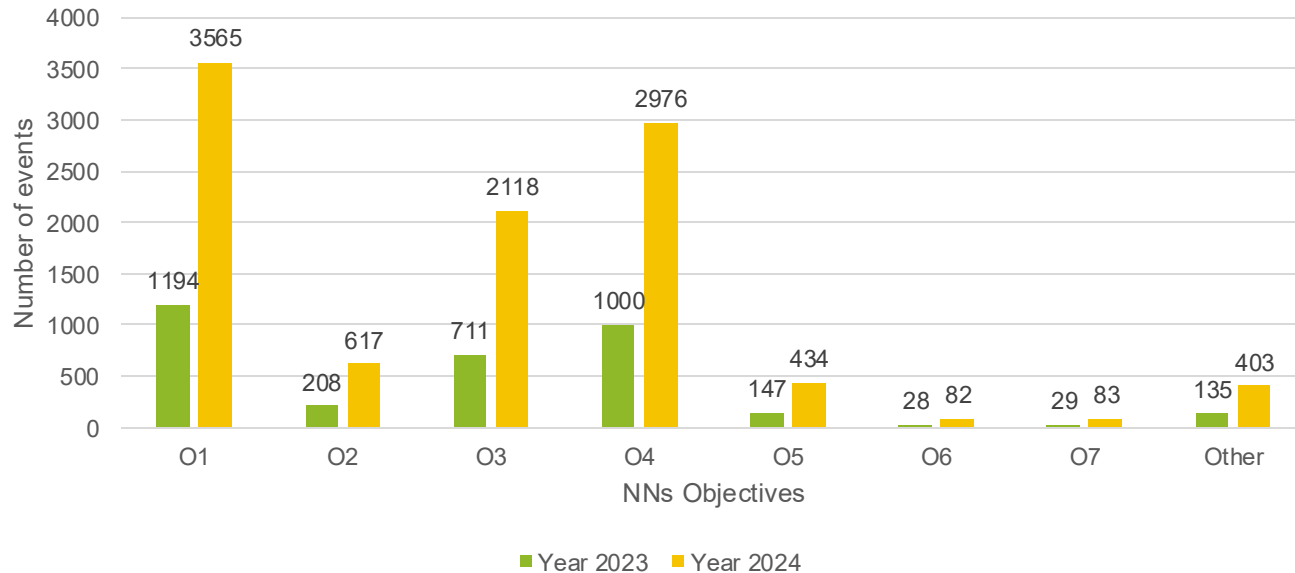


1.4 Thematic focus of events: Number of events by CAP SOs in 2023 and 2024





1.5 Networking focus of events: Number of events by NNs' objectives in 2023 and 2024





2.1 Website visits

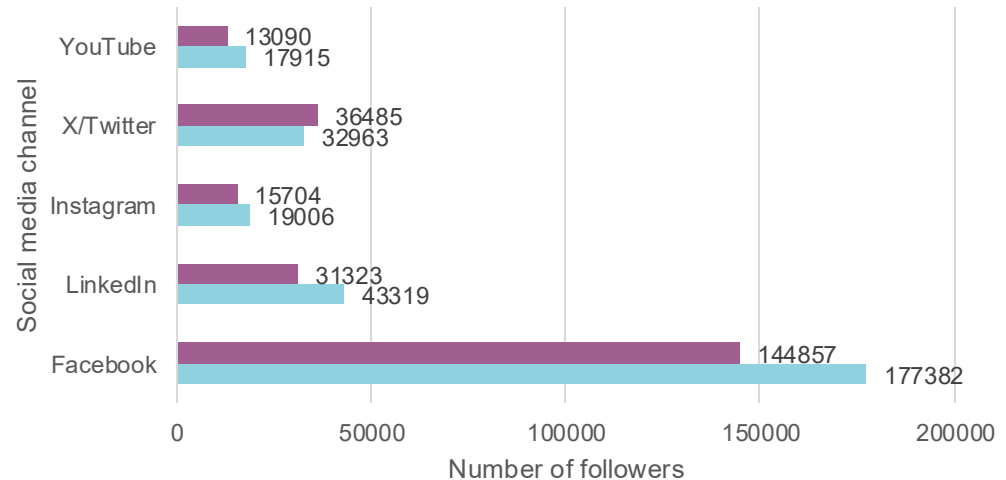
- In 2023, Austrian, Belgian-Walloon, and Bulgarian NNs' websites were under construction
- In 2025, French NN will launch their new website



2. Communications

2.2 Social media

- Austrian, Bulgarian, and Cypriot NNs launched their new social media channels in 2024



■ Year 2023 ■ Year 2024

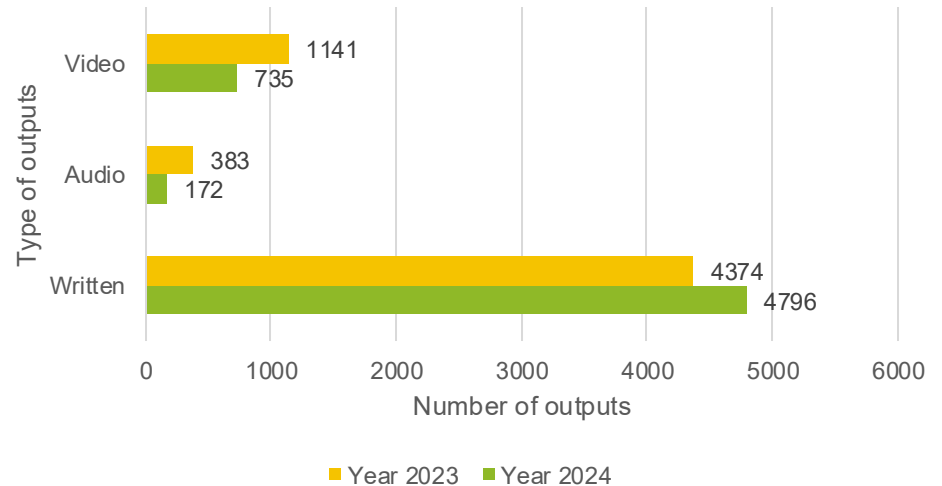


2. Communications

2.3 Online forums

- › Ten NNs reported 107 online forums running in 2024, compared to 23 forums in 2023.
 - › In 2024, Finland reported a total of 87 forums

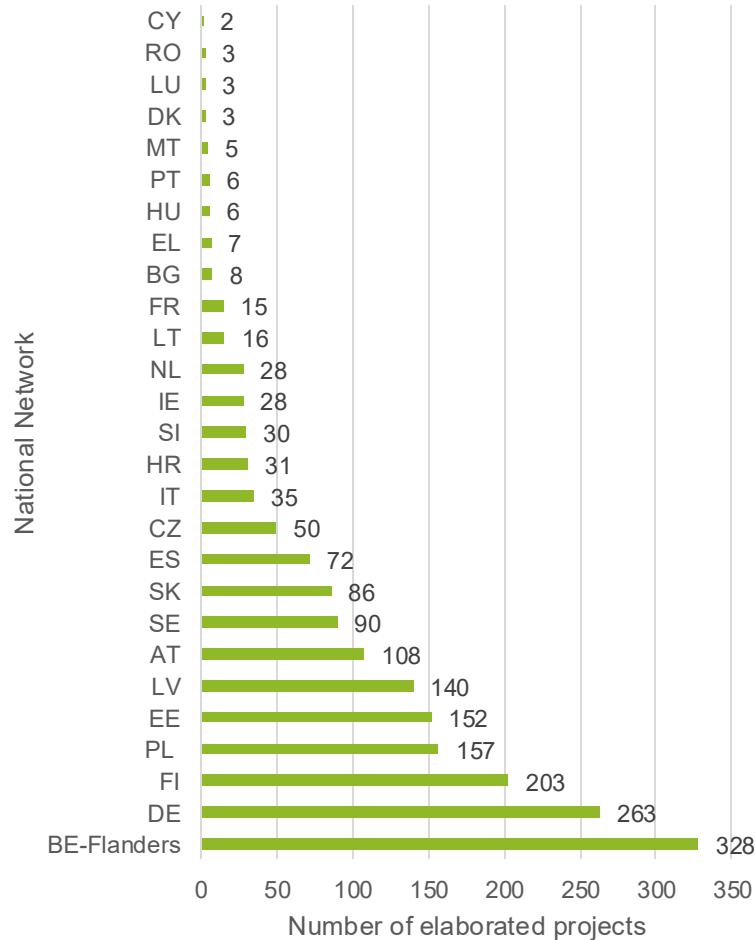
2.4 Communication outputs





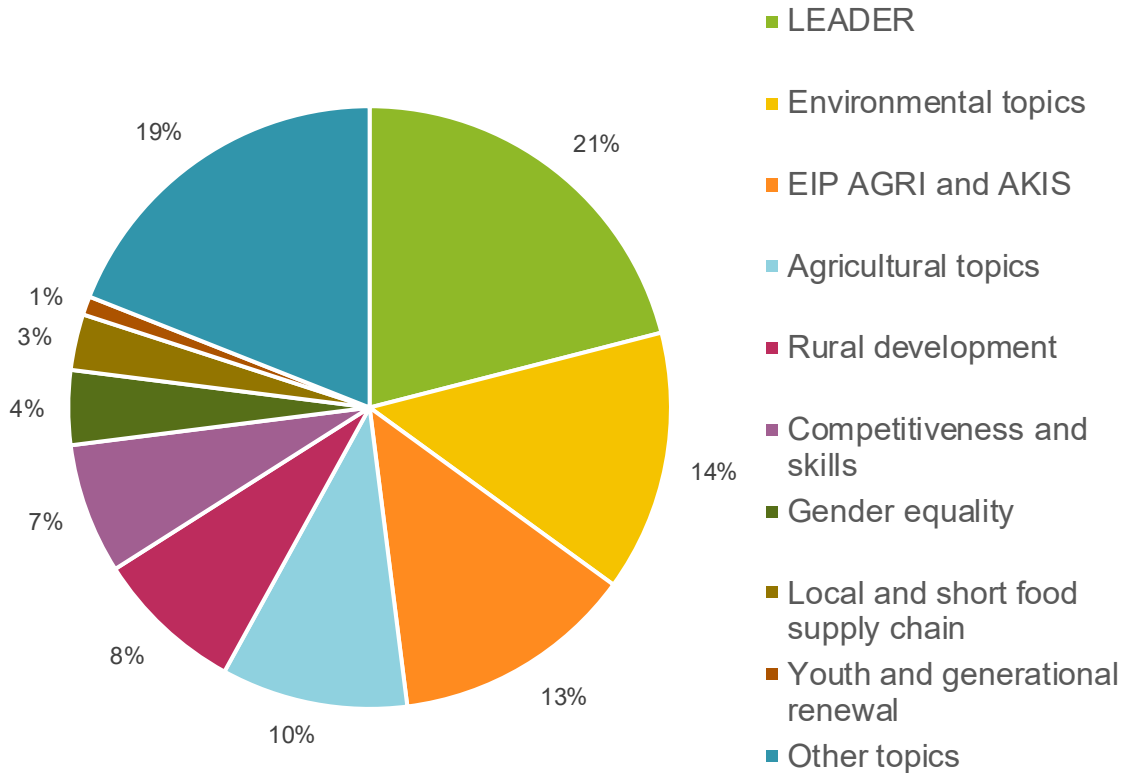
3. Project examples

- In 2024, the total number of projects was **1875**
- Additionally, NNs were requested to highlight **three outstanding project examples**
- Detailed description of some of these projects can be found on the [good practices database](#)





4. Thematic work by topics in 2024



- > 23 NNs reported **154 active Thematic Groups (TG)**
- > The NNs provided specific TG topics, which we have grouped into the following categories. Full details are available in the report.





5. Networking highlights

- **The top three networking achievements of the year**
- 28 NNs provided a total of 77 networking highlights which have been grouped by themes:
 - innovation, EIP-AGRI, or AKIS, agriculture and food chains, LEADER, Rural development, networking at national and European level, promotion of CAP, gender equality, generational renewal, environmental topics, communication and dissemination activities
- Examples of networking highlights and more information is available on the report
- **#ProudOfNetworking social media campaign** disseminates one highlight per NN





6. Other activities



- › Collecting data for evaluation purposes
- › Running/updating publicly available data collection tools such as databases
- › Good practice database
- › Campaigns
- › Translation and dissemination of EU CAP Network products
- › Any other relevant activities worth highlighting that are not mentioned above.





Where can you find these reports?

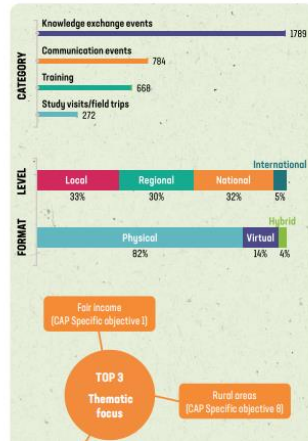
Common Networks Statistics | 2023 Data

CNS is an EU level annual data collection from National Networks (NNs) to:

- Raise awareness of the achievements of NNs
- Identify and compile significant NN activities across Europe
- Benchmark and promote EU-wide networking activities

EVENTS

organised by the 28 National Networks in 2023



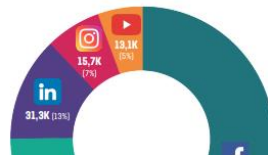
DATA HIGHLIGHTS

total 2023 data as reported by 24 National Networks



FOLLOWERS ON SOCIAL MEDIA

total 2023 data as reported by 24 National Networks



➢ On the **EU CAP Network website**: [Networking explained](#)

➢ The CNS report for 2024 data will be published soon!

➢ Presentation and infographics are also available on the website



Thank you!
Any questions?



Funded by
the European Union

