



Focus Group 'Alternative solutions for  
livestock product differentiation'

Lisbon, Portugal  
20-21 November 2024





Valerio ABBADESSA



# Livestock product differentiation. Why we care

**Valerio Abbadessa**

Research Programme Officer

EC, DG Agriculture and Rural Development, Unit F2 R&I

*European CAP Network Focus Group 'Alternative solutions for livestock product differentiation',  
Lisbon 20-21 November 2024*



# Livestock farming systems: a complex issue

## ➤ Preconceived ideas in favour or against animal production

- Contradictory (and lack of) data
- Difficulties in quantifying natural processes linked to agricultural production and land use
- Different livestock systems -> no one size fits all
- Several challenges:
  - ✓ **Environment** (climate, air, soil & water, biodiversity...)
  - ✓ **Social** (human health, animal welfare...)
  - ✓ **Economic** (just transition, fairer income...)
- Communication, dissemination
- Consumers engagement / education



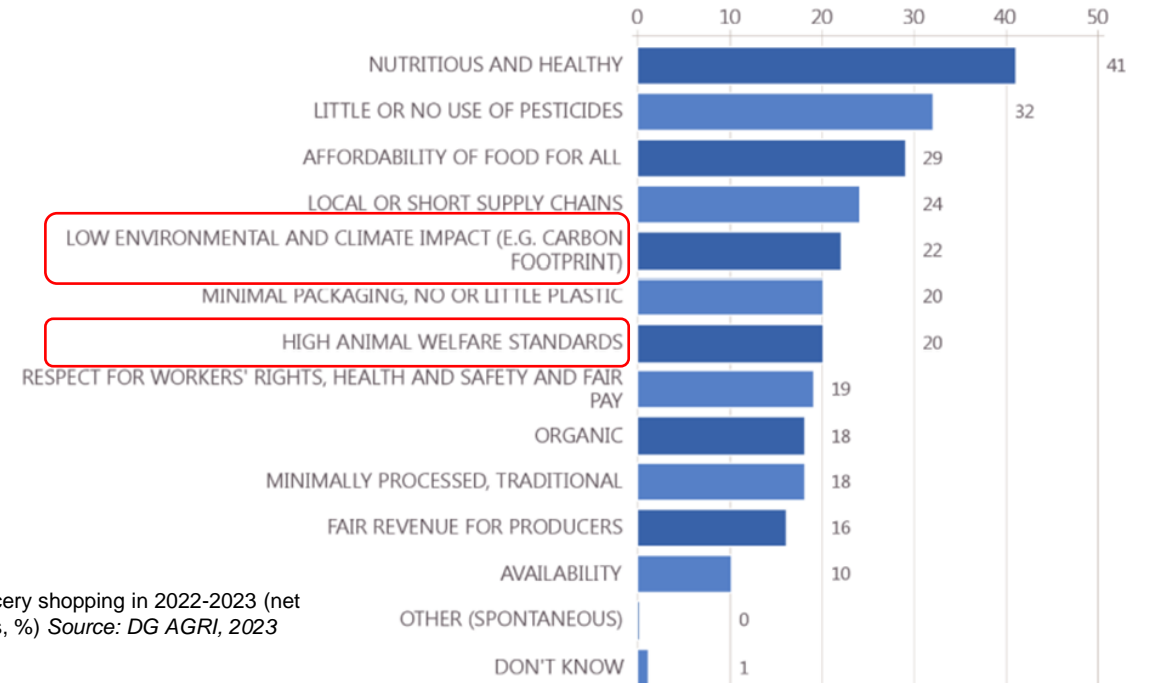


# Consumers' demand

**QB1T** When you buy food, which of the following are the most important to you? Firstly? And then? (MAX. 3 ANSWERS) (% - EU)



**B2T** Which of the following do you consider to be the most important characteristic of "sustainable" food? Firstly? And then? (MAX. 3 ANSWERS) (% - EU)



Attitudes towards grocery shopping in 2022-2023 (net intent of consumers, %) Source: DG AGRI, 2023

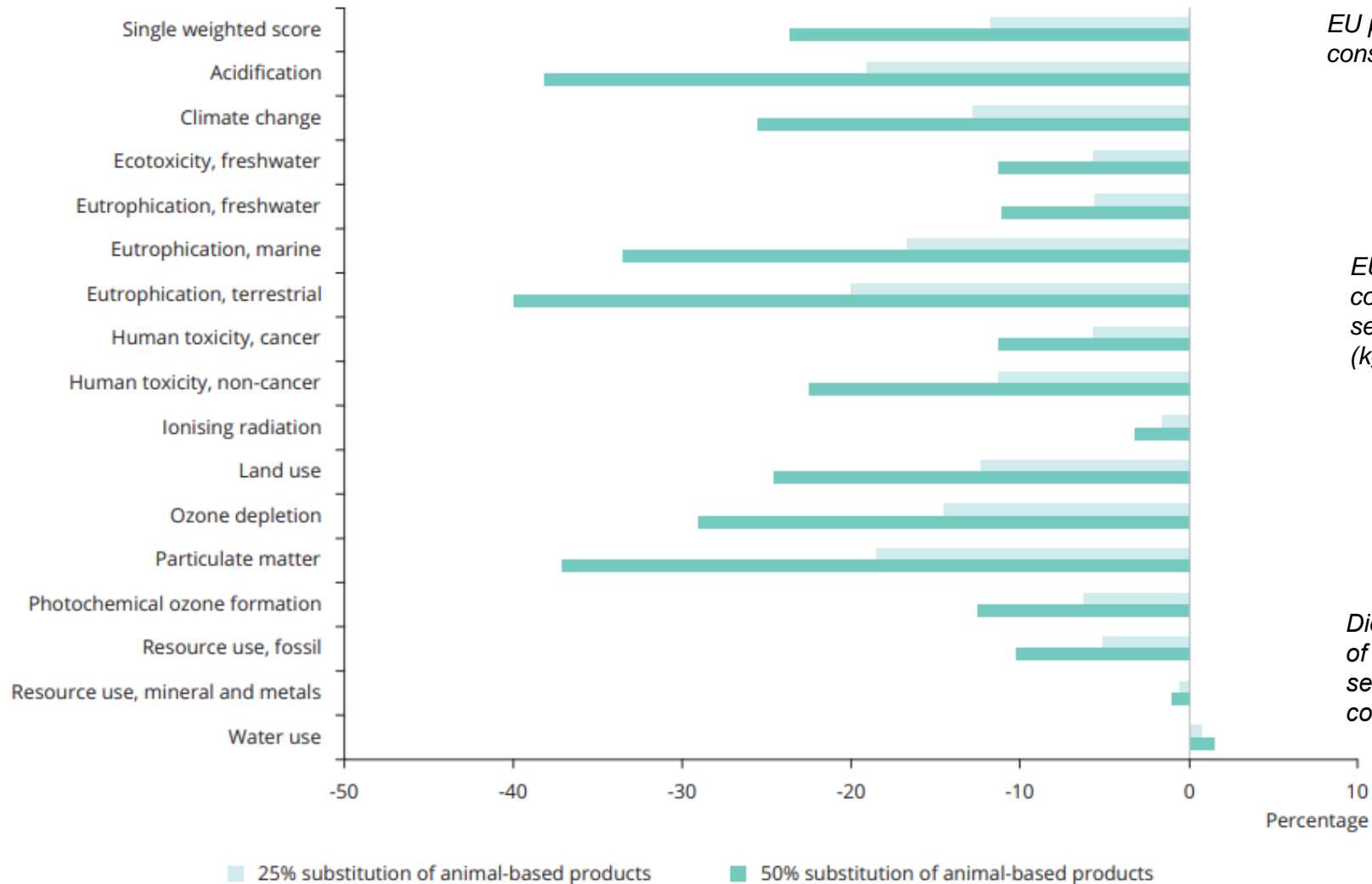


Base: all respondents (n= 27,237)

Source: Special Eurobarometer 505, Dec. 2020

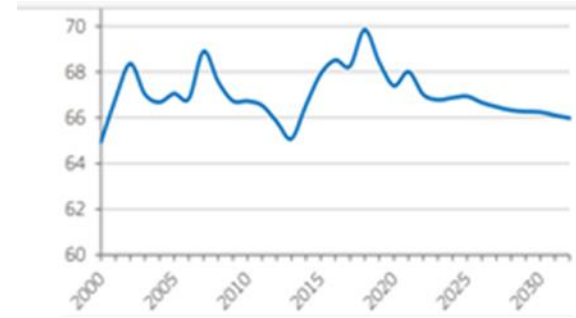


# Animal products versus plant-based alternatives

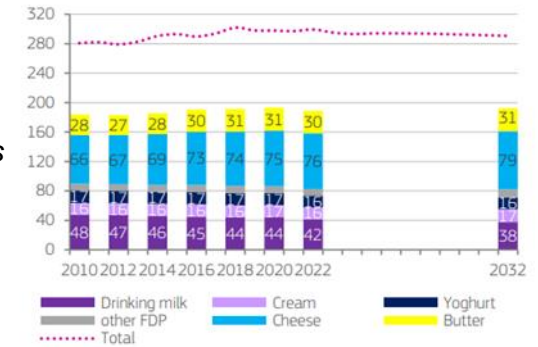


Source: Sanye Mengual and Sala (2023)

EU per capita meat consumption (kg)

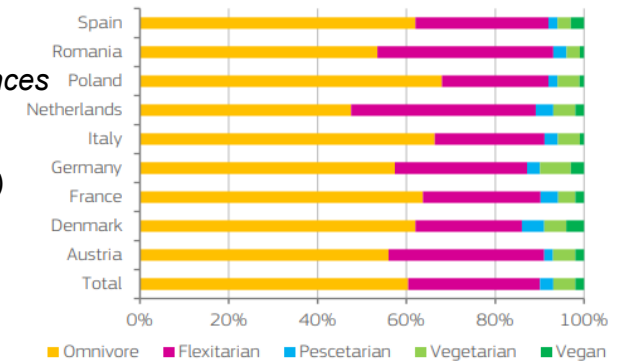


EU per capita consumption total and selected dairy products (kg of milk equivalent)



Source: EU Agricultural Outlook (2022)

Dietary preferences of consumers in selected EU countries (2021)



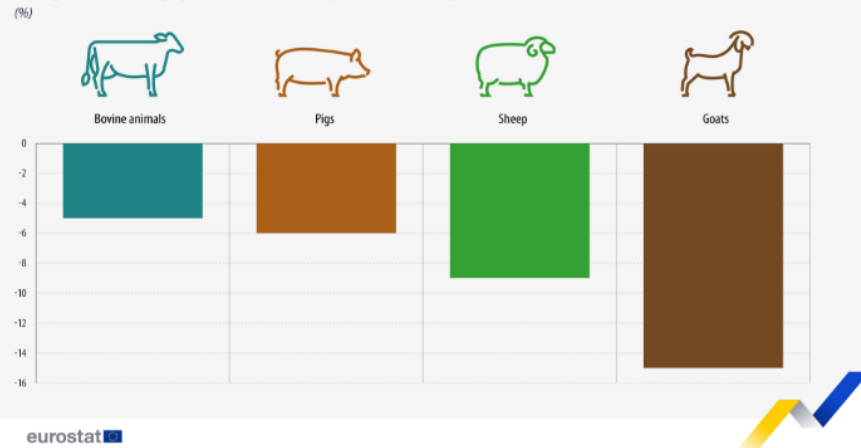
Source: DG AGRI (2023) based on <https://smartproteinproject.eu/plant-based-food-sector-report/>





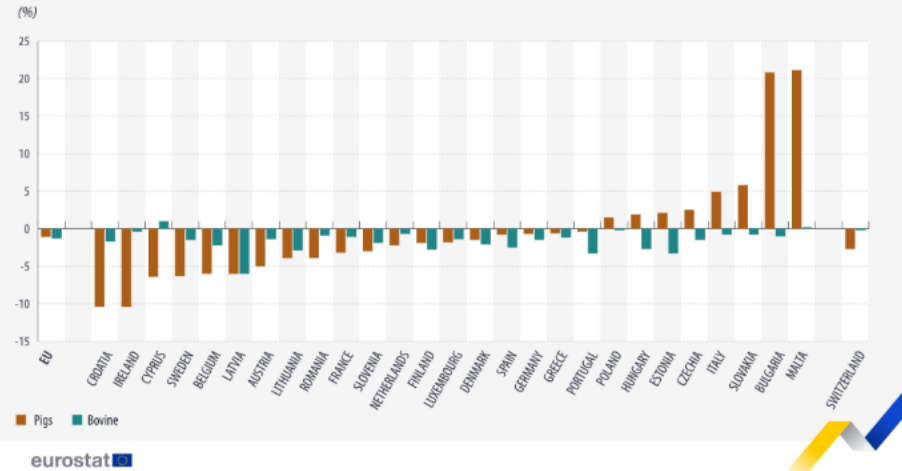
# Trends: some facts and figures

Change in livestock populations, selected period 2023 compared with 2013 (%)



Source datasets: [apro\\_mt\\_lscatl](#), [apro\\_mt\\_lspig](#), [apro\\_mt\\_lssheep](#) and [apro\\_mt\\_lsgoat](#)

Changes in pig and bovine populations, December 2023 compared with December 2022 (%)



Source datasets: [apro\\_mt\\_lspig](#) and [apro\\_mt\\_lscat](#)

2023/2022:

- 1% pig population
- 1% bovine population
- 3% sheep
- 5% goats

2023 animal populations:

- 133 million pigs
- 74 million bovines
- 58 million sheep
- 11 million goats

Source: Animal population (NUTS2) Eurostat

## Milk and Dairy products

EU dairy herd and milk yield



## KEY MESSAGES

**+0.5%**  
Cow milk production in 2024

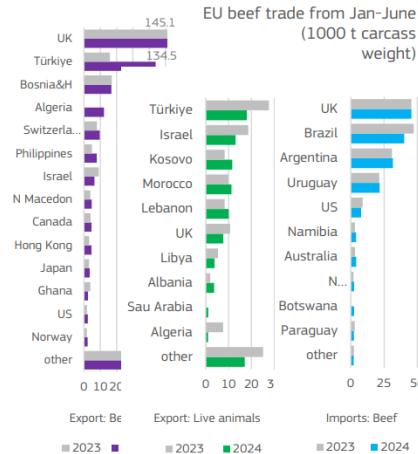
**+2%**  
Cheese exports in 2024

**-15%**  
WMP exports in 2024

**-1.6%**  
Butter exports in 2024

## Beef trade

EU beef trade from Jan-June (1000 t carcass weight)



## KEY MESSAGES

**-1.7%**  
EU per capita beef consumption in 2024

**-0.5%**  
EU pigmeat production in 2024

**+4.0%**  
Increase of poultry production in 2024

**-4.9%**  
Continuing decline in sheep slaughtering in 2024

European Union	
<b>Farms</b> (Number)	<b>9 067 300</b> (2020)
<b>Small farms (under €8 000 on average per year)</b> (percentage of all farms)	<b>65.6%</b> (2020)
<b>Family farms</b> (percentage of all farms)	<b>87.8%</b> (2020)
<b>Female farm managers</b> (percentage of all farm managers)	<b>31.6%</b> (2020)
<b>Young farm managers (less than 35 years)</b> (percentage of all farm managers)	<b>6.5%</b> (2020)



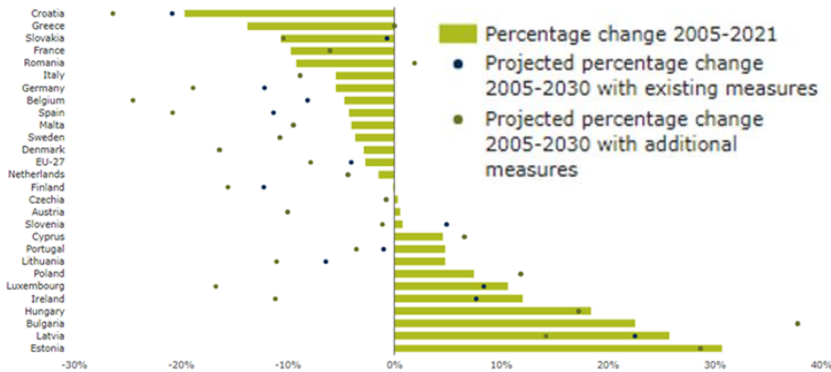
Average livestock farm: 1-2 workers + family owner

Source: Eurostat (online)



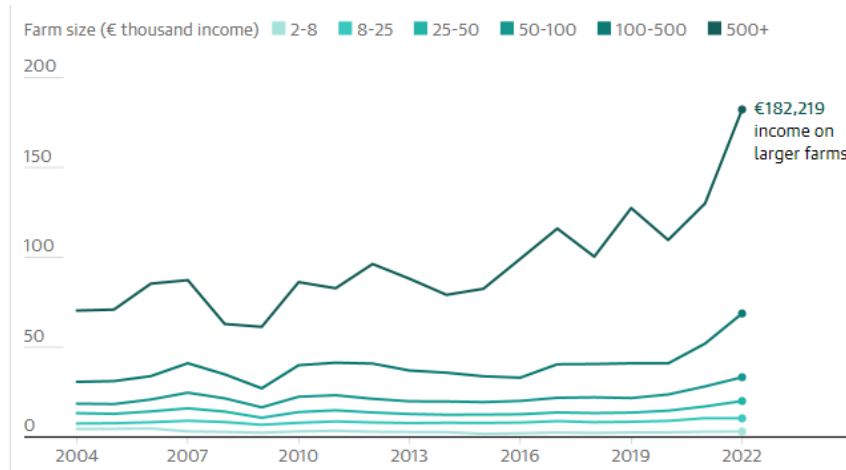
# Trends: some facts and figures

Agricultural emissions and projected emissions by EU MS



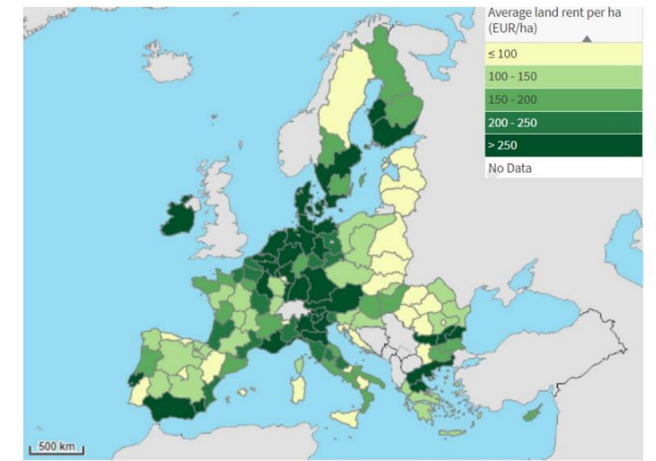
Source: EEA, Oct 2023

Income per full-time workers by farm size, euros thousand



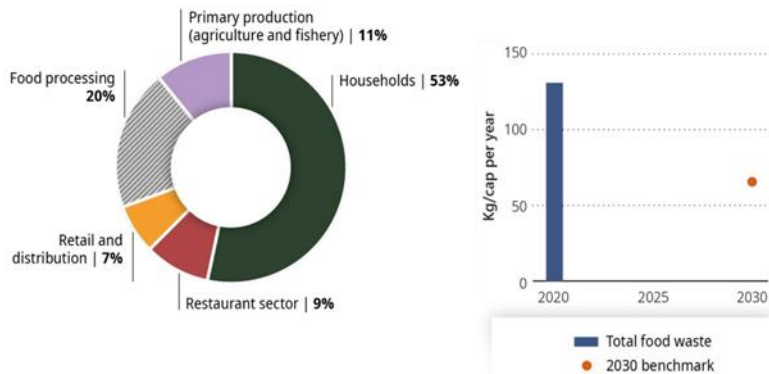
Source: EU FADN (Farm Accountancy Data Network)

Average land rent price



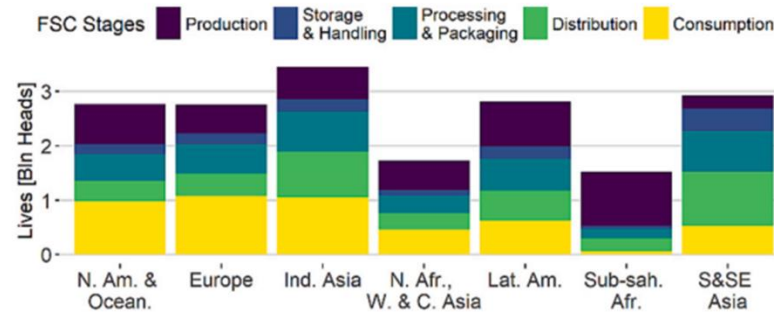
Source: EU FADN, 2021

Food waste in EU in 2020, per source and compared to the 2030 benchmark



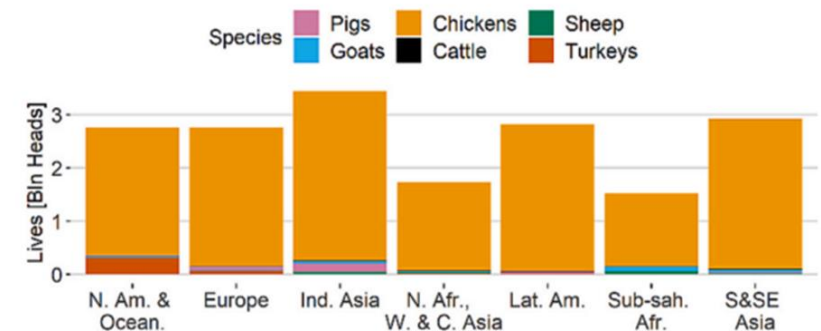
Source: European Scientific Advisory Board on CC, 2024

Animal life loss throughout the FSC



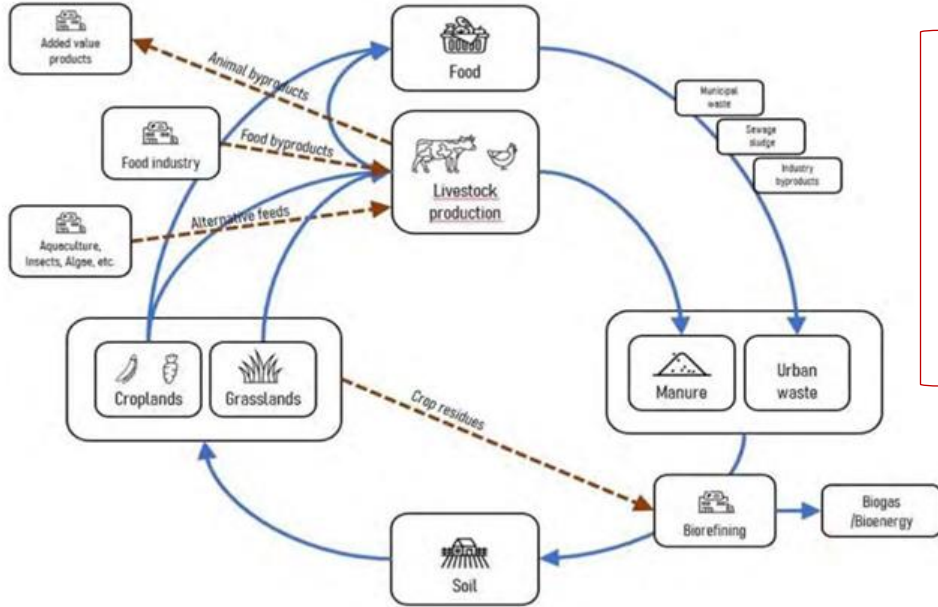
Source: Klaura et al., 2023

Animal life loss per species and region group



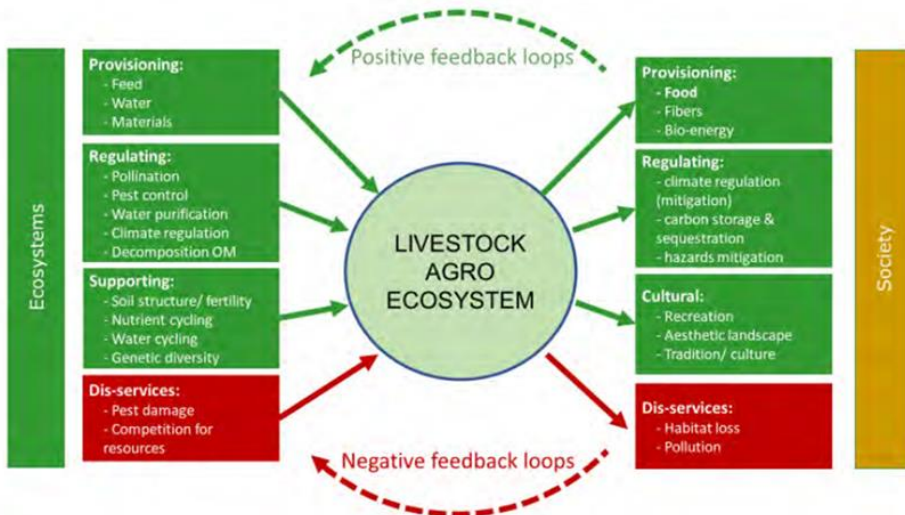


# Products and services

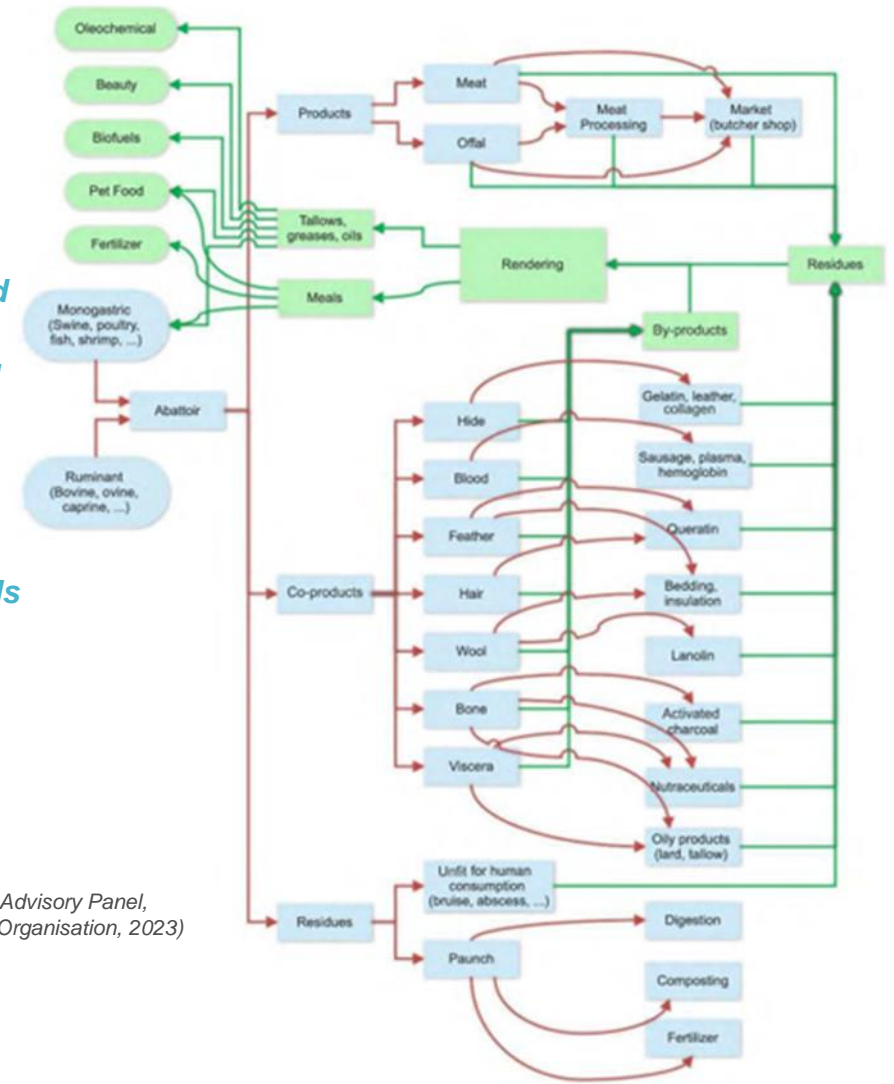


- Reducing inputs and use of limited natural resources
- Increasing share of renewable and recycled inputs
- Increasing value or durability of products
- Reducing emissions
- Reducing loss of valuable materials

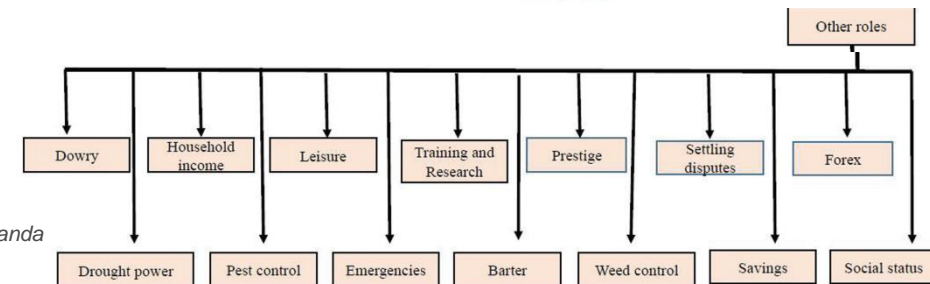
Source: FAO, 2024 (adapted from Pardo, 2016 and van Zanten et al., 2019)



Source: FAO, 2024



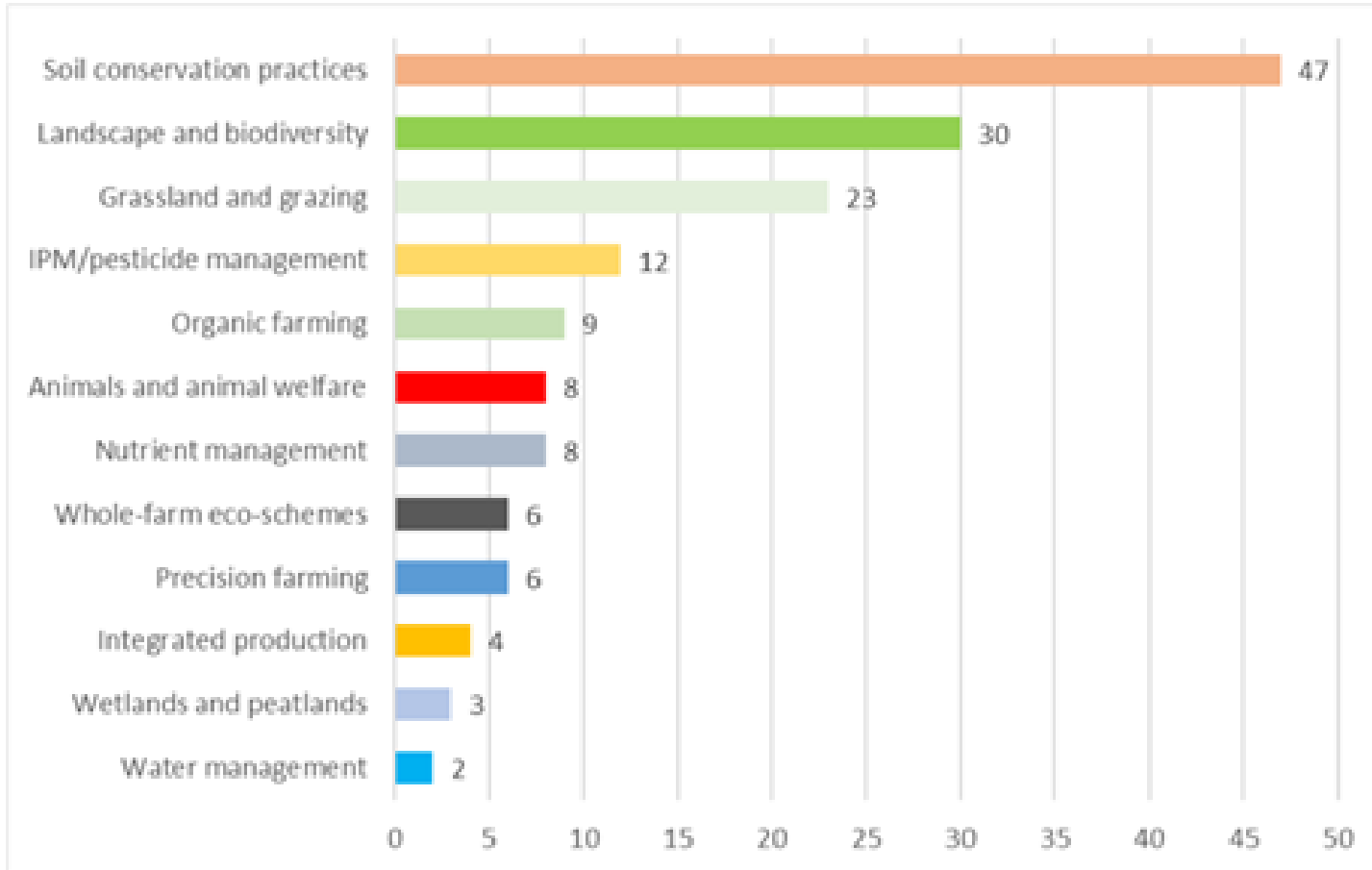
Source: Scientific Advisory Panel, World Renderers Organisation, 2023)



Source: Adapted from Banda and Tanganyika, 2021

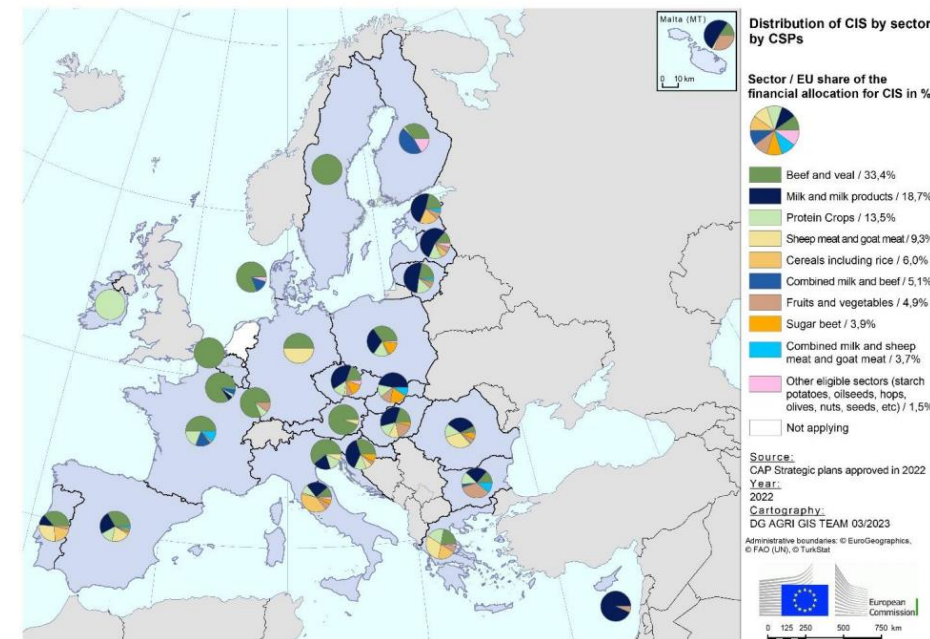


# CAP Strategic Plans (2023-2027)



As direct payments constitute the largest share of CAP spending and cover a larger proportion of the EU's utilised agricultural area, the planned spending on eco-schemes offers a wide reach to foster the transition of farmers towards more sustainable farm practices and systems. At EU level, eco-schemes will cover around 110 million hectares in 2023 if farmers subscribe to the schemes as expected, which represents nearly 68% of total UAA.

## Sectors supported by MS via CIS



Number of eco-schemes by thematic objective in the 28 CSP



## Forward looking

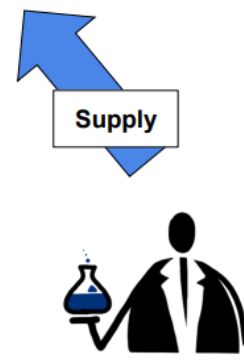
- **Political Guidelines** of new Von der Leyen Commission:
  - ✓ fair and sufficient incomes for our farmers
  - ✓ an agriculture that works for and with nature
  - ✓ continue to cut red tape, especially for small and family farms
- **Commissioner Designate Agriculture and Food** Mr Christophe Hansen: Vision for agriculture and food in first months of new Commission
- **Strategic Dialogue on the Future of EU Agriculture** by stakeholder organisations across the entire food system (input industry, farmers, food industry, distribution, trade, consumers, NGOs, academia).
- **Independent expert report** with strategic recommendations on





# Exploring ideas and opportunities

- Exiting resources*
  - Small scale + sound upscaling*
  - Do investigation*
  - Identify special characteristics*
  - Build capacities*
  - Business model*
  - Long-term sustainability*
  - Ensure long-term demand*
  - Range of products/services & markets*
- *Safety, security*
  - *Regulatory frameworks*
  - *Standard and certification processes to reduce barriers to market entry*



**MARKET**

- Domestic / International markets
- Consumer segments ( health, welfare, ethnic markets...)
- Distribution channels (online, subscription for delivery services, direct...)

**COLLABORATIVE MODELS**

Cooperatives, PPP...

**VALUE-ADDED PRODUCTS**

- Food and quality attributes
- By-products, Co-products
- Niche products; nutraceutical, pharmaceutical
- Processing: specialties, Innovative packaging to enhance shelf-life or convenience...

**PRODUCTION METHODS**

- Integrated farming systems: agroforestry, mixed-cropping, aquaponics....
- Organic farming
- Free-range and pasture-raised
- Grass-fed vs. Grain=Fed
- Regenerative agriculture
- Zero-waste farming

**POLICIES and INCENTIVES**

Governments support, subsidy programmes, institutional frameworks, certifications...


**AGRITOURISM & EDUCATIONAL PROGRAMMES**

- Existing regional initiatives
- Actual needs where diversification practices are supported/deployed
- Existing approaches or initiatives




# Challenges and process

- **Economic pressure** (market volatility, high input costs, debt)
- **Access to market** (infrastructures, dependence on intermediaries, regulatory barriers/standards)
- **Technological barriers** (lack of access to technologies and practices, knowledge gaps, digital divide)
- **Labor shortage** (generation renewal, ageing workforce, urban migration, seasonal labour)
- **Environmental degradation** (soil, biodiversity, water)
- **Pests and diseases management** (emerging diseases, biosecurity)
- **Financial constraints** (access to credit, insurance)
- **Policy and regulatory challenges** (access to subsidies and support, insecure land ownership, trade policies/tariffs, quota and restrictions)
- **Consumer preferences and market trends** (sustainability requirements, traceability and transparency, plant-based diets)



Source: Carlier, 1987

# Thank you!



© European Union 2020

Unless otherwise noted the reuse of this presentation is authorised under the [CC BY 4.0](https://creativecommons.org/licenses/by/4.0/) license. For any use or reproduction of elements that are not owned by the EU, permission may need to be sought directly from the respective right holders.

Slide xx: element concerned, source: e.g. Fotolia.com; Slide xx: element concerned, source: e.g. iStock.com



# EU CAP Network Focus Group 'Alternative solutions for livestock product differentiation'

20-21 November 2024 | **Lisbon, Portugal**

All information on the Focus Group is available on the webpage:

<https://eu-cap-network.ec.europa.eu/focus-group-alternative-solutions-livestock-product-differentiation>

